

this work will be found to be of true colours, and the instructions for making them very valuable.

How often have we seen  
"Trout Killers?"  
LIST OF FLIES.

The following is a list of twenty-four standard artificial flies, with their different shades, described as they change colours: they are certain killers in any trout river, if thrown properly on the water, and are those most suitable for young anglers, as to mention too many at first would only perplex them. The flies must be varied in size to suit the rivers or brooks, and the clearness of the water; they must be made small, in low clear water, and larger in high water or after rains. On bright hot days, dark duns are often preferable; but on dark gloomy days, light duns are best, especially if no particular fly be seen on the water. Some days in summer, when thunder is about, and the sky seems hanging for rain, the fish will not feed; consequently, no sport can be expected, as at such times they will rarely rise at any thing.

1. WINGED.—*March Brown*. Used all March and April: made with orange silk; the wing of partridge,

according to the name  
when the fly is most  
fired that way  
LIST OF FLIES.

red mottled, top of tail or rump feather; legs of wren's tail feather; body brown down, from fox's ear, twisted on the orange silk. It comes into use several times after rains in summer, but changing its colour; it must then be made with a hackle from the feather outside of a woodcock's wing, which is grey mottled, and grey at the end, with Devonshire brown silk and dark brown tammy dubbing: an excellent fly in dark waters.

2. HACKLE.—*Barn Dun*. For March and April: approaching to a furnace; made with red silk; wing a cock's hackle, tinged a bann colour; dark-red brown dubbing, from fox's ear, close to the black part; it gets darker towards the end of April, and is called the Black Red or Furness Fly, and kills all the season: made with red silk; body, black silk at tail, and a lap or two of green peacock feather close under the wing; a black-red cock hackle feather, red at the edges, and a black list up the middle; sometimes in black waters the body is quite black, and a dark furness feather, reddish at the underside only, and made with black silk and black dubbing.

3. HACKLE.—*Brown Watchet*; by some anglers called the *Orange Brown*. It kills all the year, and is made with light orange silk; wing, a wren's tail feather; body, bright light orange silk; head, green



peacock's feather. In dark water, with a little green peacock's feather under wing. This is so noted a fly to kill with, that anglers, when asked what the fish are taking, frequently say—"Wren's tail and orange for ever!" A little brown bear's down is used at the spring of the year, twisted round the silk.

3 4. HACKLE.—*Hawthorn Fly*. For March and April: made with black silk; body, black ostrich's herl; legs, black hen, from neck; wing, lightest or bottom part of a starling's quill feather; sometimes in summer, red legs. In May, use the jay's wing quill feather for wing: this will be the Black Caterpillar Fly. In June, the sea-swallow's feather, for wing, makes it the Black Ant Fly.

4 5. HACKLE.—*Whirling Dun*. Comes on early in April: it is made with yellow silk; wing, the middle dun of cock's hackle feather, tinged at the edges with the down of a fox's cub; ash-colour at the roots; twisted thinly round the yellow silk, so as that the ribs may be seen. Some use a pale dun mallard feather; it comes on toward the end of June, after rains.

2 6. WINGED.—*Dun Drake*. For March and April: is made with yellow silk; body, brown down from fox's ear, ribbed with yellow silk; legs, a dark grizzled dun cock hackle feather; wing, the dark shaded

feather under woodcock's wing. It frequently comes on after rains, and is called by some anglers the Old Man: it must then be made with a bright ash-coloured body; the legs of light ginger-coloured cock hackle; and wings, dark grey mottled mallard feather. It is a large fly, and kills the largest fish.

3 7. WINGED.—*Cock-up, or Upwinged Dun*. Kills all the season: it is made with ash-coloured silk; wing, of starling's wing quill feather; legs, the lightest ginger cock hackle feather that can be got; body, bright ash-coloured silk, having a shade of green in it; ribbed with a black horse-hair, and two black horns. It changes colour as the weather alters, sometimes having red and at other times yellow legs; which anglers must notice, as the flies are younger or older. This fly is the surest killer that is thrown on the water: too much cannot be said in its praise, for either trout or greyling, particularly on cool gloomy days.

5 8. HACKLE.—*Red Spider Fly*. For March and April: is made with yellow silk; wing, a red mottled partridge rump feather; body, hare's ear, dark coloured at bottom, and grey at top, twisted round the yellow silk. In summer, for dark waters, yellow dubbing is used. A very good fly, and often wanted.



4 9. WINGED.—*Brown Spider Fly*. Comes into season about the 20th of April, and lasts all May: wing, the large brown feather outside woodcock's wing; legs, black hen's feather from neck; body, bright lead-coloured silk. A good fly, and found on sand-beds by the river side; by some called the Sand Fly.

3 10. WINGED.—*Stone Fly*. Comes on toward the latter end of April, and lasts three or four weeks; it comes on a second time in July. It is found under flat stones by the river side, and is as large as a house cricket, and not unlike one. It is artificially made with yellow silk; wing, a very dark grey mallard's or pheasant's wing quill feather; legs, brown moor game, out of neck; body, bear's dun, with brown and yellow mohair mixed; most yellow underneath, and toward tail; ribbed with yellow silk. Kills large fish late at night; also in strong streams, and on rough windy days.

6 11. HACKLE.—*Orl Fly*. For May and June: is made with red silk; wing, a dark grizzled cock hackle feather; body, copper-coloured peacock's herl. A good fly.

7 12. HACKLE.—*Down Looker*. Used in May, and lasts till the end of August: it is made with orange silk; wing, the brown feather outside wood-

cock's wing; body, light bright orange silk, ribbed with a thick black horse-hair; made small at tail; dark brown down, from fox's ear, under wing. In discoloured waters, this is as good a killer as can be used, and takes the largest fish.

6 13. WINGED.—*Primrose Dun*. For May and June: is made with primrose silk: wing, light starling's quill feather; body, bright primrose silk; legs, brimstone-coloured mohair. A good fly in clear water.

4 14. HACKLE.—*Black Gnat*. In June: made with black silk; wing, the small light starling's under wing feather; body, black ostrich and pewet's cap feather. This fly does not touch the water, and the fish is said to look above the water: the artificial fly falls into the water, and this is supposed to be the reason they so often refuse to take the made fly.

9 15. HACKLE.—*Yellow Spider Fly*. In June: it is made with yellow silk: wing, light brown mottled moor-game's feather; body, light yellow silk, and yellow marten's fur from the throat. Good in clear low water.

6 16. WINGED.—*Green Drake*. Comes on about the 20th of June, and lasts all July: it is a large fly, made with pea-green silk: wing, a mottled mallard's feather from the top side of the thigh, dyed a yellow



green; body, pea-green dubbing, ribbed with yellow silk; yellow-green mohair legs, and three black horns. This fly takes the best of fish: it is very often used in its natural state, and thrown on the water. In their season, these flies come from the rivers in such quantities, that a stranger would be astonished: boys can gather small drake baskets full of these baits in a very short time: these they sell to gentlemen to fish with.

17. WINGED.—*Red Ant Fly*. In June and July: made with light orange silk; wing, the light or bottom part of a starling's quill feather; legs, ginger-coloured cock hackle; head and body, peacock's feather, made thick at tail, and thin in the middle of the body. An excellent fly, and used in September, on bright sunny days.

18. HACKLE.—*Orange Dun*. In July: made with light orange silk: wing, the light dun feather under young moor-game's wing; body, light bright orange silk, and orange mohair dubbing under wing. Good in black or disturbed waters.

19. HACKLE.—*Tail to Tail, or Knotted Midge*. In July and August: is made with purple silk: wing, pewet's topping or cap feather, headed with magpie's green feather from tail; body, hare's scut, a mazarine blue. These flies come down the streams two toge-

ther, tail to tail, and the fish rise very fast at them, refusing all other kinds when they are in season; the largest trout take them.

20. WINGED.—*Bank Fly*. From July to September: made with orange silk: wing, a corncreak's quill feather; legs, wren's tail; body, bright light orange silk. Seldom takes before three or four o'clock in the afternoon; a good killer late at night, and in dark waters.

21. HACKLE.—*Brown Shiner*. In August: made with light orange silk: wing, light brown mottled moor-game's feather from bottom of neck; body, light orange silk at tail, and green peacock's feather close under the wing, headed with green peacock. At particular times, especially after rains, it is made with mulberry-coloured silk, and dark brown tammy twisted upon the silk for body; wing, a grouse's feather, nearly black. This is a great killer after rains and in black waters; by some anglers called Old Joan.

22. WINGED.—*Proud Tailor Fly*. In August: made with orange silk: wing, the darkest brown feather of a landrail, or corncreak; legs, brown cock hackle feather; body, bright pale orange silk untwisted. A large fly, and kills in low clear waters.

23. HACKLE.—*Purple Midge*. For September and October: it is made with purple silk: wing, the



blue feather, shaded with green at edge, out of an old cock pheasant's neck; body, black down, twisted on the purple silk.

24. WINGED.—*Little Pale Blue Dun*. For September and October: made with ash-coloured silk: wing, sea-swallow's outside wing feather; legs, a pale blue hen hackle; body, light blue rabbit, and a little yellow fur mixed. Good for greyling.

---

### BOTTOM FISHING.

In bottom angling, the ground baits are of great use, to be put in where a person intends to fish. Hooks of all sizes must be carried ready tied on the gut, for bottom fishing and dibbling. The angler should select one that is of a size corresponding to the bait he is going to use.

---

### WORM FISHING.

Worm fishing for trout commences early in the spring, in small brooks, with a rod suitable to the

place: if it be encumbered with wood, a short one is best; if open, a long one; the lash which is attached to the reel line being also very short. In broader rivers, and for swift streams, the lash must be wrapped about with waxed silk, instead of tying it with knots, i.e. the hair part next the gut, which must be two yards long. A large pistol bullet, with a hole bored through it, must be put on the lash below the wheel line, and a No. 2 pellet on the gut, so that the lash can run through the bullet: when there is a bite, the bait will show it by pulling it up to the pellet, and letting it go with the stream, which will take it. The bullet must be thrown into the water in the likeliest places: it will lie at the bottom in the roughest streams. The largest fish are often taken this way.

#### WORMS.

There are only three sorts of worms that need be used:—the brandling, found in manure, or in the old bark thrown out of tanners' pits, and which has laid some time; the small red worm, found in gardens; and the small maiden dew-worm, that has no knots, and with a flat tail. These worms come out of the ground in the night, and may be gathered by the light of a lantern. If fish cannot be taken with these, when they have been well scoured in clean-washed moss a few days, it is of little or no use to continue



fishing: large fish, however, are commonly taken readily in summer, after rains, and when the water is lowering in the deeps or turn-holes.

---

### POND FISHING.

The common way of worm fishing, with a float, in ponds and still places, for perch and other fish, is best pursued with two worms,—one put on over the hook, and drawn up the gut, and then slipped down when the other is put on; so that the hook is covered, and all four ends hang loose.

---

### RIVER AND CANAL FISHING.

Perhaps the very best and most killing way of all others, is angling with the small brandling worms in clear water, with one pellet on the lash, and a small longish shanked hook, with a stiff hog's bristle tied upon the top-side of the shank, to hold the worm on. The point must be put in at the tail of the worm, which is run up over the hook, and about an inch up

the gut; the head being left hanging down. Some put two worms on at a time. They must be used by casting or picking the line before or up the streams, and across to the farther sides of a river, as with the artificial fly. The bait will often be taken at the top, or when drawing in the line. Greyling will take it in the same manner as trout; and at some times almost any quantity of fish may be taken this way, even when the fly is refused. This way is best pursued by a person's wading into the stream, which is regularly done, only by using overalls of Mackintosh's patent cloth, which keep out the water, while there is no danger of taking a cold.

In canals, lock dams, or deep parts of rivers, where the bottom is clear, the worm thrown out and drawn gently along the bottom, is almost certain to take fine fish.

---

### NATURAL FLY FISHING.

Dibbling is performed with a long stiff top rod, and short lash to throw over the bushes, with the natural fly. A middle-sized hook, with a large pellet having a small hole bored through it, and fastened



on the shank end of the hook, to sink the fly, are used occasionally, as it is taken better at times when sunk a little, than from the top. The flies mostly used are—the dun drake, grasshopper, stone fly, green and grey drake, blue flesh fly, downlooker, harry long-legs, or almost any that can be got when the fish are rising. A caddis put upon the bend of the hook, is often well taken.

To pick or cast with a fine top rod, the green drake or stone fly may be used up the streams, and towards the far sides, and in a gentle manner, so as not to throw off the flies. This is a sure way to take fine fish. The hook is put in at the head and out at the tail of the fly.

Two black or flesh flies may be put on the hook at a time, one with the head to the shank, and the other with the head to the point, or tails together, with a pellet on the shank end of the hook; it will then sink as soon as the baits light on the water: and with these a person can throw over or to the back of large stones, and to the most likely places or holds.

---

### ANT-EGG FISHING.

The natives of Derbyshire, when the water of their rivers is high and black, often take great quantities of trout and greyling, in the turn-holes and still deep places, with the eggs of ants, got out of the nests or hillocks in the woods. As many may be put on at a time, as will fill a middle-sized hook, with one or two pellets on the gut, about nine inches from the hook, to sink them to the bottom. A very small cork float is used. These eggs are so tender a bait, that the fish must be struck the instant they take it, or they are lost, and the bait is taken off the hook.

This is so sure a way to take the largest fish, that hampers full are sometimes caught in a few hours; the banks are often lined with these fishers when the waters are black after rains.

---

### MINNOW FISHING.

The middle-sized and whitest minnow is the best; the hook must be put in under the back fin, but not too deep. A float is used, and as much shot on the



lash, about a foot from the bait, as will keep it down, or prevent it from coming to the surface of the water. Time enough must be given for the fish to swallow the bait before striking. Large perch are caught as well in ponds as in the still deep parts of rivers this way.

Large trout are taken by spinning the dead minnow in the stream, with a small swivel or two on the lash, and a large hook put in at the mouth and through the under jaw,—the point downward. These baits are best affixed with a needle, the strong gut drawn through them with a single hook at the tail, and a pair of small double hooks put on at the vent, to lay against the sides, and a single hook at the head. The lash of strong gut, about two yards long, with a swivel at top, will then turn and spin quickly, when pulled against the current in those strong streams in which it must always be used.

---

### PIKE FISHING.

Pike fishing is not practised by so many persons as with the fly or worm angle for trout: it is, however, good sport, especially where there is plenty of

fish; and few baits being used, it is very easy to learn. Pike are taken with young yellow frogs, and small live fish, such as trout, perch, chub, roach, dace, willow-blades, gudgeons, and the largest minnows; and at times with large worms. Fine gimp is used for the line, and the hook must be a large one. A frog is fastened on by tying with silk the hook to the upper part of the leg; then putting the gimp in at the gills, and out at the mouth; after which it is fastened to the wheel line: it will live a long time.

In using other live baits, as minnow or gudgeon, the hook is put under the back fin; some put the gimp through a small bit of the lip afterwards. In baiting with larger fish, a needle is used; it must be run through the side of the back as slightly as possible, in two or three places, and the gimp drawn through, with one hook at the tail and another at the head. Large pike are taken by setting what are called trimmer lines, baited this way. The line is wrapped into a coil, and put slightly into a slit cut in the end of a stick, hanging over the water, and leaving full half a yard for the bait to play on. When the pike pulls the line out of the stick, he has length of line enough to allow him to go to his hold, and pouch the bait.



## TROLLING.

Trolling with a dead bait is the most lively way of pike fishing, as a great number of holes, and other most likely places, may be tried over in a little time. A large gudgeon is by far the best bait in a bright day and clear stream; large double hooks are used, attached to fine gimp; a long brass needle is run up the bait, and the gimp drawn through to the gills; another hook is then put on at the head, and through the mouth; after which a piece of lead, with a hole bored lengthwise through it, is put on the gimp, sewed fast in the mouth, and then tied to the reel line. The bait will then sink, and go down head foremost, as soon as it falls into the water, and hang in the same position when pulling the line in after throwing. The bait must be kept in constant motion; the pike comes very greedily at it, and must be struck as soon as he bites: some use three hooks. Going out for a day with an experienced pike angler, is, however, the best way to learn how to prepare the tackle, and use it.

## SNARING PIKE.

Although not coming exactly within the province of the angler, it may not be amiss to mention, that snaring pike is a method sometimes practised in the summer months, and on the hottest days, when the

fish appear near the top of the water. Take a strong willow stick, fasten some brass wire to the smallest end, so as to make a noose wide enough to slip over the fish's head without touching him. Having prepared the snickle, lower it into the water, about two yards before the fish, and guide it over his gill fins; then give an upright jerk, when the noose will draw, and he may be pulled to bank.

Pike, trout, and other fish, are sometimes shot, when basking in the sun near the top. Some persons throw natural flies upon the water, under bushes, and then shoot the fish as they come up to take the baits.

## ARTIFICIAL FLIES.—(SECOND LIST.)

The following is a second list of artificial flies, which young anglers will find requisite, after having practised well with the twenty-four previously described. These being used in their proper seasons, will rarely or never fail of taking trout and greyling, in the rivers frequented by these fish. It may be premised, there are several shades of duns, made from cock and hen hackle, or neck, that greatly re-



semble the regular dun flies, as these become of various shades, particularly after the drake season is over. When the fish are difficult to take, having been so glutted with the drakes, a very light dun, made with a bright yellow silk body; a middle dun, with light ash-coloured body; a blue dun, with a bright orange silk body; and a very dark dun, with bright purple body, must then be used; and a small black dun at night. These are nearly the only sorts that are taken for about a week.

1 25. HACKLE.—*Red Palmer*. Used all the season in strong waters: made with red silk: wing, a red cock hackle feather; body thick, of black ostrich's feather.

✓ 26. HACKLE.—*Great Red Palmer*. Used all the season in strong waters: made with red silk: wing, red cock hackle feather; body, black ostrich's feather, ribbed with gold twist.

3 27. HACKLE.—*Whirling Blue*. For March and April: wing, feather from under water-hen's wing: made with yellow silk and mole's fur, twisted thinly on the silk.

✓ 28. HACKLE.—*Black with Red*. All the season: made with red silk: wing, black hen's feather from neck; body, black silk at tail, and black down close under wing.

5 29. HACKLE.—*Green Tail*. For April: made with orange silk: wing, light-brown mottled woodcock's feather from bottom of neck; body, hare's ear, the brown part ribbed with brimstone-coloured silk; head, green peacock's herl; and tip of tail, dark-green silk. A very good fly, but only lasts about a week.

6 30. HACKLE.—*Snipe Dun*. For April and May: made with yellow silk: wing, a full snipe's underside wing feather; body blue, rabbit's down, twisted on the silk. An excellent greyling fly.

7 31. HACKLE.—*Red Shiner Fly*. For April: made with orange silk: wing, red woodcock's feather from butt end of wing; body, light bright orange silk, ribbed with green peacock's feather; and peacock's head. A good killer after rains. It changes these colours:—if there be bright days, the red owl's feather, from butt end of wing, is used for wings; if a dark day, the brown owl's feather must be used from outside of wing; if clear low water, the partridge's rump feather is best.

8 32. HACKLE.—*Cow-dung Fly*. In May: made with pea-green silk: wing, feather from underside of jay's wing, and pea-green mohair twisted on the silk.


9 33. HACKLE.—*Black May Fly, or Silver Palmer*. Made with black silk: wing, a black hen's hackle



SYL,

THOUGHT YOU MIGHT  
ENJOY READING  
THE WHOLE THING.

BEST WISHES,  
Sew



THE  
ANGLER'S MANUAL;

OR,

FLY-FISHER'S ORACLE.

WITH A BRIEF

COMPENDIUM ON BOTTOM FISHING.

---

BY JOHN TURTON,

OF SHEFFIELD, YORKSHIRE.

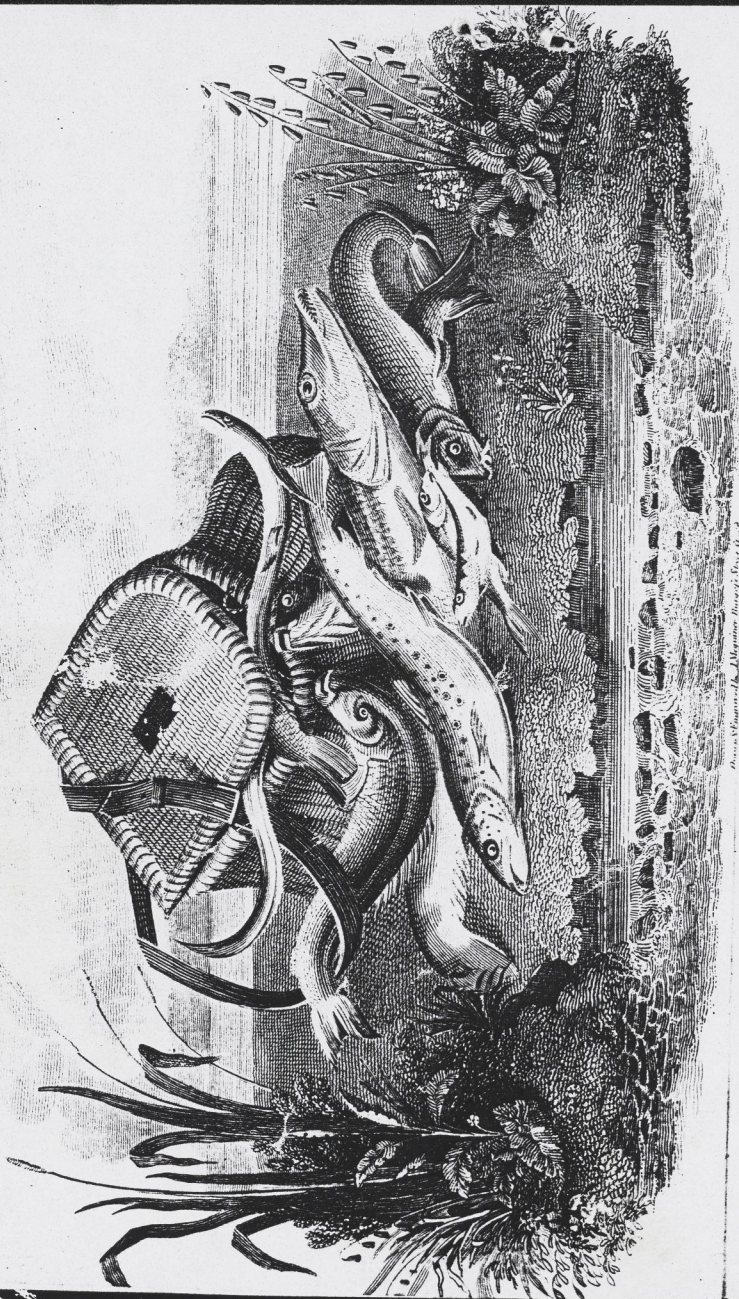
---

LONDON:

R. GROOMBRIDGE, FANYER-ALLEY, PATERNOSTER-ROW;  
AND GEORGE RIDGE, SHEFFIELD.

MDCCLXXXVI.





THE  
ANGLER'S MANUAL;

OR,

FLY-FISHER'S ORACLE.

WITH A BRIEF

COMPENDIUM ON BOTTOM FISHING.

---

BY JOHN TURTON,

OF SHEFFIELD, YORKSHIRE.

---

LONDON:

R. GROOMBRIDGE, FANYER-ALLEY, PATERNOSTER-ROW;  
AND GEORGE RIDGE, SHEFFIELD.

MDCCCXXVI.



## PREFACE.

"The fields his study, nature was his book."

BLOOMFIELD.

HAVING for thirty years practised the art of angling, —fishing for whole seasons through, when the weather permitted, particularly for trout and greyling, in all sorts of waters,—I have acquired a considerable knowledge of the art. Being also in the habit of making rods, and spinning lines with fine gut twisted amongst the hairs, and of supplying gentlemen regularly with flies, my friends have, for some time, urged me to publish a treatise on angling, comprising a proper description of feathers for making artificial flies, particularly from what part of the birds they are obtained, which, although of great importance, is left out by most authors. Perceiving, therefore, so many young gentlemen



and other persons practising, and wishing to learn the art of fly-making, I have yielded to the particular request of so many friends, and now make public what has so long been my study. I have given a list of the flies with which I have taken large dishes of trout and greyling in many of the principal trout streams in England and Wales, as well limestone as black waters: I have also long been accustomed to take most other kinds of fish, both by top and bottom angling. Should this Manual prove of use to my honest brethren of the angle, and be readily understood, I shall have attained the only object at which I aim. Subscribing myself to all friends and true lovers of the sport,

THE AUTHOR.

## CONTENTS.

	PAGE
<b>GENERAL EQUIPMENT.</b>	
Comprising, Rods—Reels—Lines—Floats—Fish Basket—Bait Can—Landing Net—Fly Horn—Tackle Case—Hooks— Feathers—Down Book - - - - -	1
<b>ARTIFICIAL FLIES.</b>	
General Instructions how to make Flies—List of Twenty-four approved Flies, Winged and Hackle - - - - -	12
<b>PARTICULAR INSTRUCTIONS.</b>	
Bottom Fishing—Worm Fishing—Worms—Pond Fishing— River and Canal Fishing—Natural Fly Fishing—Ant-Egg Fishing—Minnow Fishing—Pike Fishing—Trolling - - -	22
<b>ARTIFICIAL FLIES.—(SECOND LIST.)</b>	
Description of Forty-five approved Varieties of Winged and Hackle Flies - - - - -	30
<b>NATURAL FLIES.</b>	
Various Sorts described - - - - -	40



## BAITS FOR BOTTOM FISHING.

Thirty-four kinds of Ground Baits described—Spinning Baits 43

## DIFFERENT KINDS OF FISH.

Descriptions of Barbel—Bream—Carp—Chub—Chub Flies—  
Dace—Eels—Greyling—Perch—Pike—Roach—Salmon—  
Salmon Smelts—Salmon Trout—Whitling—Tench—Trout  
—Gudgeon—Minnow—Loach—Flounder—Ruff—Bleak—  
Bullhead—Prickleback - - - - - 46

## GENERAL OBSERVATIONS.

Best and worst kinds of Fish—Sniggling and Bobbing for Eels  
—Quicksightedness of Fishes—Baiting—Throwing the line  
—Striking—Compound Colours for Flies—Prognostics of  
the Weather—Patience—How to Cook Fish—Signs of Rain  
—Proper and improper times for Angling—Amusement for  
leisure time - - - - - 58

## FISHING GROUNDS.

The River Don—Canals about Rotherham—Reservoir at  
Chapel-en-le-Frith—The Derwent—Excursion into Derby-  
shire and Staffordshire—Pleasures of Angling—List of  
Flies - - - - - 74

## THE

## ANGLER'S MANUAL.

## GENERAL EQUIPMENT.

When a person is going out a-fishing, he must first consider—have I got my rod, reel, lines, book, fly-horn, basket, landing net, baits, and money?

## RODS.

Fly rods of lance-wood are most in use: they are composed of five pieces, for the convenience of carrying in the pocket, or the box of a carriage. They must be fitted with lined or double hoops, drawn on maundrils\* to fit quite tight; the bottom pieces being bored at the joint, and a peg left at the end of the part above to fill it up, so that when put together, all the wood being there, the joint will be as firm as

\* Maundrils are tools used by silversmiths to make hollow tubes upon, of all sizes, for candlesticks, telescopes, &c.



any part of the rod: besides, the wood cannot swell when wet, and can easily be taken to pieces. The length of the rod should vary according to the breadth of the river; the strength also varies, as there are scarcely two persons who use them alike: from ten and a half to twelve feet long, is commonly the most convenient, as enabling the user to strike the quickest; a nine-feet rod, however, is long enough for a small brook. Some persons use ash for the bottom part, and bamboo for the top, which, when well fitted, is very stiff and light.

Bottom rods are made in the same manner, and of similar materials with the above, only longer and stronger. Hazel makes good ones, if well-seasoned wood, got at Christmas, when the sap is down, and the bark carefully preserved: it will not spring when the bark is taken off.

Two-piece rods, spliced or fitted in the middle only, are the best, were it not for the inconvenience in carrying them. Logwood, when straight baited, and clear of knots, is an excellent material for the top parts of a rod, and will spring well.

A three-piece rod is very useful in lengths of three and a half feet each part, with only one hoop, and the top joint spliced on; as there is less danger of their breaking with fewer hoops.

The top part of a fly rod must be very taper, and the whalebone about three and a half inches long; the end very small, and not on any account top-heavy, or it will neither strike true nor quick enough. I have seen many fish lost with top-heavy rods; a properly made top ought to spring just at the point of the whalebone. This point is of great importance in single-hair fishing. The Lancashire anglers use strong single horse-hair lashes for artificial fly fishing in the Derbyshire rivers: a line of this description falls very softly on the water, and, being hollow, swims nearer the surface than gut: the round clear hair is the best. Some of these Lancashire men are good anglers; they commonly use logwood rods, made quite light and taper, the top part being very small.

Trolling or pike rods are best in three pieces: the bottom of well dried, quarter-cliffe ash, and the other parts of lance-wood, which is the stiffest and best wood that is used for the purpose.

As to varnishes prepared by druggists, copal is best; only it takes a long time to dry: but if a rod be done over with spirits of wine varnish over the copal, it will set very soon, and will not peel off. Spirit varnish alone will not allow of the rods bending, without cracking, and flying off the top parts.



## REELS.

Reels are made very cheap, on an improved plan, narrow and deep, so that the line will run off easier, and wind up more regularly: they may be purchased at most of the tackle shops.

## LINES.

Lines are best, spun of fine long horse-hair and fine silkworm gut, as it is called. They are usually spun with a small machine that twists three parts together: they should be made taper, so as to throw out quite easy and light. These are better than silk and hair lines, as they will not hold the water like those containing silk.

Bottoms or lashes of gut must be tied together in water knots, strong at the top end of the lash, and regularly tapering down to a small end, for all sorts of fishing. The finest lashes must be picked out for artificial fly fishing; these should be from three and a half to four yards long. Half a dozen of a sort may be carried, as they cannot be made so well by the river side.

## FLOATS.

Floats of all sizes may be bought at the tackle shops, for bottom fishing. If a person makes his own, the dust of logwood, or Brazil wood, boiled in water or urine, will dye them red: a little alum, put

in the liquor when it is warm, will fix the colour. Small cork floats are the best and most in use, and can easily be changed so as to suit any bait. An extra float is used in still pools, to keep the line from sinking betwixt the float and the top of the rod.

In bottom fishing, the float should be weighted at one end, so as to stand erect if using tender baits, and the line be kept so tight, that none of it above the float lie in the water; otherwise you cannot strike quick, or at the first dipping of the float, which must be done, or the bait will be taken off the hook; as most small fish bite rashly, and the larger ones **more cautiously**, as being more cunning, or sometimes they may have been lacerated with a hook before.

## BASKET.

The fish-basket may be bought at the basket-maker's. Those baskets made of peeled willows are best, as the slime that comes from the fish often runs through the common open-made ones, and dirties your coat: to prevent this, some persons have them lined inside with oilcase.

## BAIT CAN.

The live-bait can is made of tin, oval shaped, wide at bottom and narrow at top, with holes in the lid,



which must be double, so as to open at one end, with a round handle across the top.

Live baits must have fresh soft water, and changed often: hard water presently swells and kills them.

#### LANDING NET.

The handle should be in two pieces, with a screw joint in the middle, and screw spike and hook in the bottom end, to pull down boughs which may happen to be caught in throwing the fly: the rim is made of steel, in three pieces, with joints to shut, so as to screw into the top part of the handle, and go into the pocket. The net may be of fine twine or strong twisted thread, netted round and full at the bottom: some persons use silk nets, which are certainly the best. The length of the handle varies according to circumstances:—if a person does not wade into the water, about six feet is the most common; four and a half feet is useful to cross the streams with, and use when in the water. In landing a fish, the net must be sunk in the water, when the fish can be brought over it by the spring of the rod, and be easily taken out: many are lost in the landing, by putting the net towards them, which frightens them, and causes them to break loose from the hook, or break the lash.

#### FLY HORN.

The horn to contain live flies, is made from a clear

or transparent cow's horn, warmed over the fire, and flattened to an oval shape, so as to fit a pocket: it must have small holes bored in the sides to let in air, and be finished with a deal bottom. The cork should have a piece cut out, wide at the bottom and tapering up to the top, so that the flies can come up, and may be taken out one at a time: a piece of string to go through the cork, and fasten by one of the holes of the horn, a loop being left on the string to hang on a button.

#### TACKLE CASE.

A fishing case, or book, may be purchased at the tackle-shops: the best are made with eight pockets, two of them wide enough to contain parchments, with feathers and various kinds of down, which can be taken out at leisure.

Fine tambour silks of all shades, wrapped up on very thin slips of wood, about one and a half inch broad, and the length of a fishing case, with notches to hold the ends fast; also raw silks to make bright bodies, and gold and silver wire.

The best hooks are made at Limerick, in Ireland: they have a peculiar bend, with good barb and points. There are also very good ones, of the sneck bend, made at Kendal. All the sorts may be bought at the tackle-shops.



A very small file is useful, to file off the sharp edges of the hook-shanks, to prevent them cutting the gut; also one about four inches long, with a scissor-bow at one end, cut as a fine rasp on one side, and file on the other, to splice a rod top with.

Wax, both clear and black, is best put betwixt a piece of leather, so as to open when wanted; it does not then stick to any thing else in the book.

Small hooks, if good, are best for most purposes, but particularly for artificial flies in clear low water, when very fine tackle must be used, and more length of line thrown out, to fish farther off, and enable you to keep out of sight of the fish, or your labour will be lost.

A pair of very small-pointed scissors, about two and a half inches long, with large bows and thin blades, will be useful in trimming flies.

#### FEATHERS.

In carrying feathers, the best way is to have a few leaves of parchment sewed into a back like a book, and a little distance one from the other, to give room to shut. Tape must be sewed across, and divided, and under this must be put the feathers, which must be pasted betwixt some writing paper about an inch broad, folded up in bunches, and put under the tape. The leaves may be easily turned over, to see what

feather is wanted; a proper quantity being carried without being ruffled. Some carry them loose in papers, and when opened at the river to make a fly, if the wind blows it takes them away: pasting them prevents this; besides they are so much easier to find.

The book ought to contain feathers from the following birds:—

*Grouse, or Moor Game.* From the butt end or outside the wing of old cock birds, that are mottled and nearly black; also the light brown mottled ones from the neck of younger birds, and the light blue duns from under the wings of young ones that are just got into full feather.

*Snipe.* The under-wing feather.

*Woodcock.* Outside and underside the wing, and the light brown mottled at the bottom of the neck.

*Land Snipe.* The mottled outside wing.

*Brown Owl.* From outside wing, and top of tail.

*Blue Dun Pigeon.* Of light and dark shades.

*Cock Pheasant.* The blue green from neck, and those with a grey moon at bottom of neck, tinged at the edges.

*Common Cock.* From neck; of dark and light furrish, with a black list up the middle, and red edges; and those nearly black, with a shade of red



underside ; also blue and grizzled duns, tinged on the edges ; red, and very light ginger colour.

*Dun Hens.* From neck ; of light, middle, and dark shades.

*Black Hen.* From neck.

*Partridge.* From rump and tail, and the grey mottled out of the breast, or what is called the horse-shoe.

*Landrail, or Corn-Creak.* Outside and under wing.

*Yellow, or Golden Plover.* Outside of wing.

*Dotterill.* Outside of wing.

*Water Hen.* Under wing and wing quill feather.

*Starling.* The small dark blue, and under wing, by some called the sunless feather ; also the wing quill feather, both of old and young birds.

*Wren.* Tail, as large outside as can be got, and well mottled.

*Sea Swallow.* Outside wing.

*Cock Magpie.* The green feathers from tail.

*Wild Mallard.* From top of the thigh, to dye a yellowish green, for the green drake fly's wing ; and for small gray duns, the outside of the wing.

*Widgeon.* Outside of the wing, and the flaked or zebra-marked feather.

*Throstle.* The wing quill feather.

*Blackbird.* The wing quill feather, and under wing.

*Green Plover, or Pewet.* The crest, or cup feather, and outside of wing.

*Black Ostrich.*

*Jackdaw.* Feathers from the neck.

*Heron.* Outside wing, and topping, or crest.

*Jay.* The wing quill feather.

*Green Linnet.* Yellow tail feathers.

*Merlin Hawk.* Outside of wing.

*Judcock.* Feather from under wing.

*Fieldfare, or Bluetail.* Wing quill feather.

*Bluecap.* Tail feathers.

*Peacock.* Green and copper-coloured feathers.

All kinds of large fancy and gaudy feathers, for salmon and chub flies.

#### DOWN BOOK.

A dubbing or down book must be made of a few leaves of parchment sewed separately to the outside leaves, to give room to shut when the downs are put in, which must be done by cutting them across with small-pointed scissors, about a quarter of an inch from each other ; then put the pieces through it ; this will hold them fast, and the leaves may be turned over so as to find any colour wanted. Small pockets must be made at each end, to put the mohairs in, as there is no skin attached to them.



The book must contain:—mohairs, of different shades; camel's hair; bear's brown and dun-coloured down; mole's fur; water-rat's down, from back and belly, with top cut off; marten's fur, yellow from the throat, and ash-colour from the body; foreign marten's fur, of a fine straw colour; black down, from the best stuff hats; hare's ear, and brown from back of neck and tail, a mazarin blue; calf's tail hairs of all colours, from abortive calves, or those taken at the shambles from fat cows; fox's cub's tail, a blue at skin and grey at top; old fox's ear, with the brown at bottom; dark and brown tammies; squirrel's down, from thigh and tail; blue rabbit-down, several shades of which may be got, and the ends being dipped in aquafortis, turn yellow—a good mixture of blue and yellow; strong black horse-hair, to rib flies with; hog's down, dyed all colours; threads from coloured rugs and Turkey carpets, of many colours.

### HOW TO MAKE FLIES.

In proceeding to make an artificial fly, hold the hook betwixt the fore-finger and thumb of the left hand, the shank towards the right hand; give three

laps with fine waxed silk on the bare hook, and put the gut underside; then wrap very tight, and close up to the bend; twist the down round the silk, and form the body; then strip down the feather on each side, leaving just what is proper for the hackle or wings. Tie down the point of the feather, and put the silk betwixt the gut and the shank of the hook out of the way; then wrap all the feather round, and tie three knots on the shank or head. In the next place, cut out the point of the feather, and put your fly in order. When flies are headed with part of a peacock's or magpie's tail feather, two laps are requisite before the last knots are made. A winged fly is **made in the same way**; only the top side of the feather is cut off, so as to leave the under-side on for legs; then put on the wings, and divide them with the silk crosswise, and fasten on the shank end as with the hackle. When they have ribbed bodies, the material forming the ribs must be tied on at the bend, before the dubbing, or that of which the body is made, is twisted on; this is a very easy way, and might be learnt at once by a person watching an experienced hand make one.

Fly-fishing is the cleanest, as well as the most delightful branch of the piscatory art: it requires great ingenuity in the practice. The lists of flies given in



45. HACKLE.—*Brown Gnat*. In June: made with very light brown silk: wing, feather under starling's wing; body, lightest brown and violet down mixed, twisted on the silk. A good fly in clear water; made long, and very thin. By some anglers it is called the Fern Fly.

46. WINGED.—*Small Ant Fly*. In June: made with orange silk: wing, marten's wing quill feather; legs, wren's tail feather; body, bright reddish orange silk, headed with green peacock's feather. Best on bright days, and in low clear water.

47. HACKLE.—*Grasshopper*. In June: made with pea-green silk: wing, a red cock's hackle feather; body, green and yellow dubbing mixed, ribbed with green silk. A very good chub fly.

48. WINGED.—*Sky-coloured Blue*. In June and July: made with sky-blue silk: wing, starling's wing quill feather; legs, yellow mohair; body, blue and yellow dubbing mixed. Most taken in clear water.

49. HACKLE.—*Buff-coloured Dun, or Stream Fly*. In June and July: made with buff-coloured silk; wing, a buff-coloured dun hen's feather; body, buff-coloured mohair, and yellow dubbing mixed close under wing.

50. HACKLE.—*Blue Gnat*. In June and July: made with yellow silk: wing, a pale blue cock's

hackle feather, tinged at edge; body blue, fox's cub and yellow down mixed, twisted on the silk. A very good trout fly.

51. WINGED.—*Small White Moth*. In June, and, at evenings, to the end of the season: made with yellow silk: wing, a white duck's feather; legs, white hen's hackle feather; body, white part of hare's scut, ribbed with yellow silk.

52. WINGED.—*Shade Fly*. In July, and, on bright days, to the end of the season: made with orange silk: wing, water-hen's underwing feather; legs, blue starling's feather; body, light brown and pea-green dubbing mixed, with about three laps of green peacock's feather close under wing; head, green peacock. An excellent fly, and kills either in clear or discoloured waters; good for all sorts of fish that take flies.

53. HACKLE.—*July Blue Dun*. Made with ash-coloured silk: wing, bluecap's tail, or a dark blue pigeon's feather; body, mole's and marten's fur mixed, twisted on the silk.

54. HACKLE.—*Violet Midge*. In July: made with violet silk: wing, jackdaw's neck; body, pale pink silk, and water-rat's down close under the wing.

55. HACKLE.—*Stone Midge*. In July: made



with sky-blue silk: wing, pewee's topping feather; body, fibres of blue heron's feather; a silver colour, headed with green peacock's feather.

22 56. HACKLE.—*Orange Black*. In July: made with orange silk: wing, black hen's hackle feather; body, bright orange silk.

27 57. HACKLE.—*Wasp Fly*. In July: made with light brown silk: wing, starling's underwing feather; body, brown bear's hair, ribbed with yellow silk.

28 58. HACKLE.—*Black Palmer Fly*. July to September: made with dark orange silk; wing, black hen's hackle feather; body, copper-coloured peacock's feather; after rains, ribbed with silver twist.

29 59. HACKLE.—*White Dun Midge*. In July: made with white silk: wing, blue dun heron's feather; body, white mohair, very small. Taken early in a morning, and in the evening.

60. WINGED.—*Red Clock Fly*. In July and August: made with dark orange silk: wing, red partridge's tail feather; legs, blue starling; body, large peacock's and black ostrich's feathers mixed. On some days, a red freckled partridge's tail feather must be used for wings.

61. WINGED.—*Black Wood Fly*. In August and September: made with red silk: wing, black-bird's wing quill feather; legs, black hen's hackle

feather; body, purple mohair, ribbed with black ostrich's feather; head, green peacock.

25 62. HACKLE.—*Yellow Spider Fly*. In August: made with yellow silk: wing, the large mottled feather of a sandpiper, or snipe; body yellow, marten's fur, twisted on the silk.

63. WINGED.—*Mill Dun*. In August: made with light orange silk: wing, lightest starling, bottom of quill feather; legs, light ginger cock's hackle feather; body, one rib pink and one purple silk; a little light brown down close under legging.

64. WINGED.—*Small Black-clock Fly*. In August: made with black silk: wing, a yellow throstle's wing quill feather; legs, blue starling's feather; body, peacock's and ostrich's feathers mixed.

65. WINGED.—*Stone Gnat, or Dark Watchet*. In August and September: made with plum-coloured silk; very small: wing, marten's wing quill feather; legs dark, tinged at edge, dun hen's feather from top of neck; body, dark water-rat's down. This is a fly most anglers are at a loss about: it comes on after rains, and is taken in the turn-holes and still, deep places; it looks very dark coloured, and may be seen carried down the rivers by the current; it is the best fly that can be used for trout and greyling in dark waters.



66. WINGED.—*Little Whirling Blue*. In August and September: made with yellow silk: wing, starling's quill feather; legs, red feather from a cock's hackle; body, blue and yellow dubbing mixed, twisted on the silk.

27 67. HACKLE.—*Grey Dun Midge*. In September: made with yellow silk: wing, light woodcock's feather under wing; body, yellow silk; head, green peacock. On some days, the outside wing feather of the dotterill is used for wing.

28 68. HACKLE.—*Willow Fly*. In September and October: made with yellow silk: wing, a blue grizzled cock's hackle feather; body, blue squirrel's fur and yellow down mixed, twisted on the silk. Best on cold stormy days.

29 69. HACKLE.—*Winter Brown*. In October and November: made with orange silk; wing, woodcock's under wing feather; body, bright orange silk, headed with magpie's tail green feather.

---

### NATURAL FLIES.

The flies used for angling are, as we have seen, of many sorts, and are bred in a variety of ways and

places. The small Clock Flies, or beetles, are bred in manure heaps; Spider Flies, bred on trees and hedges near rivers; Ants, in their conspicuous hillocks in the woods; Bank Flies, bred in the banks of rivers; and Water Flies, of a variety of shapes and colours, are bred in the bottoms of rivers: they rise out of the water all the summer at their proper times and seasons. Young anglers should attend to this, as it is of great advantage to find out what sorts are best taken by the fish. The true colours are described in the lists of flies already given. There are many others bred from grubs of various kinds, that resort to the waters. Those that have their wings erect, are called Aërial Flies: they can rise and fall in the air at pleasure, and are commonly taken down the streams with their legs extended on the water, and their wings standing up as if of no use to them. Those flies whose wings lie flat on the back, always flutter or spin on the water; and are most naturally imitated by the hackles. The aërial flies must be made with wings and legs. Wasps, and some large beetles, are well taken in their seasons.

Drake Flies are bred in the bottoms of rivers, from eggs which have been dropped into the water; these first change to long grubs, and are found in the sandbeds in April and May the year after; they are used



to fish with at the bottom, just before they turn to flies, and are well taken by nearly every sort of fish. Trout is accounted not to come into perfect season till these and the stone fly make their appearance. On emerging from the water, the air and sun soon stiffen their wings, and they fly from the rivers and alight on the grass bents, fluttering up and down in the shade in swarms, when they are beautiful to look upon. They change colour before they go out, becoming grey and black drakes, and are rather smaller; the fish will take these, but not so well as the green ones.

The Stone Fly is bred from the creeper that is always found under stones at the bottoms of rivers; it is an excellent bait to use on the same hook with a caddis. Immediately before they appear as flies, they come out of the chrysalis like the drake fly, and creep on the water, getting under the banks and flat stones that lie hollow on sand-beds near the river's edge. The jack, or male fly, is the best to use: he has very short wings, while the female has very long ones; both flies are well taken, and kill the largest trout.

---

## BAITS FOR BOTTOM FISHING.

Natural baits must be used in their proper seasons,—that is, when Nature puts them forth.

*Ash Grub*, plump and white, bent round head to tail, with a red head, found under the bark of fallen trees that have laid some time upon the ground, is a good bait for greyling.

*Black Bee*, found at the bottom of long grass, is good for chub.

*Beetles*, both black and red, found under cow-dung, are used for chub.

*Blood Worm*, found in the mud of cow-ponds, is a good bait for carp.

*Brandling Worm*, with gilt tail, found in tanners' old bark, or manure that has laid some time, is taken by most fish.

*Clap Bait*, a white maggot found under cow-clots, is a good bait.

*Caddis Grub*, found encased in a husking covering, fixed under stones at the sides of rivers, and in small brooks; these grubs turn yellow when kept a few days in a bag with wet sand. An excellent bait for most fish: when put on the tip of a dub-fly hook, salmon trout will take them eagerly.



*Creeper*, found at the bottom of rivers, under stones; it changes to the stone fly: put on a hook with a fly, it is well taken by trout and large chub.

*Caterpillar, or Cabbage Grub*, found on cabbages, is an excellent bait for chub.

*Cherries*, newly got from the tree, are taken by large chub.

*Dock Grub*, found at the roots of that plant, is a good bottom bait.

*Dew Worms*, come out of the ground during the night; those with a flat tail, and without knots, are best.

*Drake Grubs*, found amongst the sand by the side of rivers in June, are taken well just before they turn to flies.

*Earth Grub*, the brood of a species of beetle, which is found by following the plough in fresh land, is a good bait.

*Frogs*, the young and yellowest sorts, found in July amongst short grass, are taken by eels, chub, and pike.

*Gentles*, bred from a piece of cow's lights, are the largest and cleanest when scoured in bran: they are taken by most fish: a red one between two white ones makes a good bait.

*Green Grub*, found on oak trees, is a good bait for chub.

*Lamprey Eel*, by some persons called a pimper on seven eel, found in the muddy bottom of rivers, is a good bait.

*Lob, or Red Garden Worm*, is best in the spring of the year.

*Bacon*, the fat, boiled and rusty, is used for chub.

*Bread*, chewed to a paste, is good for roach, and proper to throw into the water for ground bait.

*Cheese*, soft and new, is a good bait for barbel; some anglers mix it with soft sheep's tallow, and beat it to a paste.

*Green Peas*, parboiled, are taken by carp.

*Greaves*, or tallow-scrap, may be used to throw into the turn-holes, and will make a good bait the day after: excellent for barbel and most scale fish. To prepare the greaves for use, break the stuff into a vessel of water, and nearly boil it; some part of it will turn nearly white: this is the best to throw into holes overnight, and to use the day after in the places that have been baited.

*Malt*, creed in the manner of furmety wheat, is good for ground bait.

*Marsh, or Bluish Meadow Worm*, found in meadows, is well taken by most fish.

*Palmer Worms*, found on herbs or trees, are good baits for most fish.



*Periwinkle*, taken whole from the shell when boiled, is a good bait for roach.

*Rice*, boiled, is good for ground bait.

*Salmon Spawn*, is prepared in Scotland, and sold at the tackle-shops in pots: this is so choice a bait for trout and most other fish, that when the water is breaking after a fresh, nothing can be used as a bottom bait to equal it.

*Shrimp*, taken out of the shell, will take sole fish.

*Straw Worm*, a caddis found at the sides of rivers enveloped in a straw case, is a good bait.

*Wheat*, boiled leisurely in milk, and afterwards fried in a little honey, and beaten with saffron, is an excellent bait for greyling, chub, roach, and dace.

*Wasps*, the young brood, or grubs, taken from the nests, and hardened in a warm oven, are well taken by most fish.

The use of oils and various kinds of odorous substances, designed to allure fish to bite, as mentioned and recommended by some authors, is considered by all the practitioners I ever met with, as preposterous nonsense.

#### SPINNING BAITS.

Dead baits, to spin with in March, April, and September,—for these are the best months in which to use them,—are the largest sticklebacks, minnows,

loaches, and bullheads, fixed upon the hook as before mentioned, so as to turn quick when pulled against the middle current or sides of the stream. They are taken in deep places on dark, warm, windy days: use a single hook, only proper size for the bait, with a bristle tied to stand up on the top side near the shank: put it in at the fish's mouth, and out near his tail, so that the bait lie nearly straight on the shank, the tail turned a little on one side, and the mouth stitched up. Some persons use a small lead on the hook, to lie in the body of the bait, which will sink it sooner.

---

#### DIFFERENT KINDS OF FISH.

The various kinds of fish peculiar to this country, are generally so well known, that it would be of little use to anglers to repeat such descriptions of them as may be found in works of Natural History. The intention of the author of this work is, in as compendious a form as possible, to give proper instructions how to catch fish,—what baits are best taken,—and where to find them in their proper seasons.

**BARBEL.**—A handsome-shaped, leather-mouthed,



coarse fish; found in most rivers that communicate with the sea; spawns in March and April, in holes made in the gravel. These fish keep together in companies; in summer they frequent swift shallow streams, and in autumn return to the still deeps and turn-holes. Barbel is in season the latter end of summer; he bites best from May to October, from sunrise to ten o'clock in the morning, and from four o'clock in the afternoon to sunset. *Baits*: prepared salmon roe, lob worms, green gentles, fat bacon, new soft cheese made on purpose; ground bait, consisting of malt grains, worms, and greaves thrown in overnight: in the hot months, the barbel sometimes takes very large chub flies, the hook being pointed with a caddis or straw bait.

**BREAM.**—Both a river and pond fish; spawns about midsummer; bites early in the morning, and in the evening; lurks in deep parts of rivers. *Baits*: red and dew worms, grasshopper, gentles, black fly, and wasp grubs; ground bait, with worms or creed malt.

**CARP.**—Chiefly a pond fish, but found in some rivers; spawns several times in a year, and feeds in still deeps and turn-holes. Carp cannot be fished for too early in the morning, or too late at night. *Baits*: red and marsh worms, gentles, caddis worms, grass-

hoppers, and sweet pastes; ground bait, worms or creed wheat.

**CHUB.**—Both a river and pond fish; spawns in May, and bites at the bottom. *Baits*: to be used early in the morning, and in the evenings during a breeze of wind: worms, minnows, soft cheese, gentles, red and black beetles, pimper or seven eel, young green grubs, humble bee, or any of the paste of a yellow colour; also, fat bacon, ox brains, or the pith of the back bone of a calf boiled. They first come out into the streams when the hawthorn trees are in full bloom; the second time, when oats are shooting out of the blade; they then take several flies. The smaller chub will rise at most of the trout flies; but the large fish prefer very large fancy flies, especially those ribbed with gold and silver twist, with peacock's herl bodies, nearly the size of salmon flies. The hook must be pointed with a caddis worm or gentle. When the fish shew themselves at the top of the water, in hot sunny days, and swim in shoals, many of the largest may commonly be taken this way. The flies proper to use are the following:—

70. **HACKLE.**—*Moor-Game Brown.* Made with red silk: wing, a large dark-brown mottled moor-game feather, from top of thigh; body, black down, ribbed with gold twist. Some anglers use a brown



mottled hen's feather for wings; and for body, brown part of fox's ear, with orange silk.

71. HACKLE.—*Brown Moth Fly*. Made with orange silk: wing, mottled cock pheasant's breast feather, red edged; body, green peacock's herl, ribbed with gold twist.

72. WINGED.—*Great Moth Fly*. Made with orange silk: wing, hen pheasant's mottled tail feather; legs, a red cock's hackle feather; body, green peacock's herl, ribbed with gold twist.

73. WINGED.—*White Moth Fly*. Made with white silk: wing, a white mottled barn-owl's feather; legs, white hen's hackle feather; body, white part of a hare's scut, ribbed with yellow silk or gold twist. This is an excellent fly, and is frequently taken by the largest trout after hay-harvest, and during the night.

74. WINGED.—*Black Fly*. As No. 61, for trout, but very large in August; it must be ribbed with silver twist.

75. HACKLE.—*Harry Longlegs, or Large Spider Fly*. Made with yellow silk: wing, partridge's long top tail or rump feather; body, pale buff or nankeen-coloured silk, with red down from squirrel's thigh close under wing.

76. HACKLE.—*Large Bank Fly*. Made with

orange silk: wing, the largest feather from under corn-creak's wing; body, light orange silk, with blue and brown down mixed from fox's ear.

77. HACKLE.—*Purple Palmer*. Made with purple silk: wing, corn-creak's feather from top or outside of wing; body, bright purple silk, and purple mohair dubbing close under wing. This is an excellent fly for the latter end of the season.

These flies, with the green and grey drake, downlooker, brown shiner, purple midge, and ant flies, are all made very large; and chub, roach, and dace may always be taken with them on hot sunny days.

DACE.—Found in most rivers with chub; spawns in March; bites all day in the deeps and shadiest parts, at small red worms—caddis, pastes, gentles, and at the oak worm near the surface of the water; in hot weather, they resort to the eddies betwixt two streams, and rise at ants, and house and black flies, pointed with gentles or caddis as for chub.

EEL.—In most rivers that communicate with the sea, and in some ponds; always in season; found in still deeps and muddy bottoms of sluices; bites best after a storm in gloomy warm weather, at lob worms, young frogs, minnow, gudgeon, powdered beef, and small lamprey eel.

GREYLING.—Found in very few rivers; are a very



firm, good-flavoured fish ; they spawn in May, and are in high season during August and September, when they are black on the back, and the belly a dark dappled grey. There is a great quantity of this fish in the rivers Dove, Wye, and Derwent, in Derbyshire. They take ash grub, clock worm, wheat and malt creed, and small red and brandling worms: one of the best of all bottom baits in muddy or black waters, is ants' eggs ; in clear water, these fish lie in the swiftest part of the streams, and mostly take trout flies: they bite best at flies in the spring, and again at the fall of the year ; but badly at the surface in summer, except after rains, when the water is breaking: they are then in the still deeps and flats, where the water breaks off into the rough streams, when they rise very fast at flies, sometimes biting two or three times in succession, if they miss taking the fly at first.

**PERCH.**—A bold-biting, firm, good-flavoured fish ; in most rivers and ponds ; they spawn in March, and bite early and late, and all day in cool, windy, gloomy weather. They take gentles, minnow, small frogs, and all sorts of worms ; also caddis, grasshopper, and large artificial flies, when the hook is pointed with gentles, as for chub. Red or lob worms are best for ground bait. Perch swim in shoals, and a

great many may be taken after a good hole has been baited overnight.

**PIKE**—"the tyrant of fresh-water fish."—Found in rivers, lakes, and in some ponds ; they spawn in March, and bite best early and late, in clear water, on cool, cloudy days. They are most frequently found in the still parts of rivers, or the bottom part of streams. They take gudgeons, small roach, dace, large minnows, and bleak, which is a good shining bait ; also, loaches, bullheads, pimper or small eel ; in July, young yellow frogs are a tempting bait, and the best to use with trimmer lines, as the finest fish take them.

**ROACH.**—In most rivers ; spawns in May, and bites all day, in gentle streams and still deeps. They take caddis, red worms, paste of white bread, and flies, as used for chub and dace. The use of a small hook, and a single hair, bottom baited with gentles, often affords the angler good sport ; as by this means many very fine fish are taken ;—indeed, it is by far the best method of angling for them.

**SALMON,**—the choicest fish of the fresh waters,—in the summer months are found in most rivers that run into the sea ; they spawn at the latter end of August, and in September, but vary a little as to time in different rivers. Salmon feeds best on windy days,



in the deepest part of rapid streams, and at the tails of large ones on sandy or gravelly bottoms; the baits are large lob worms, minnow, loach, gudgeon, dace, cockle, muscle, or a prawn taken out of the shell, and most trout baits: they also take flies, made very large, and from the gaudiest-coloured feathers; bodies of bright silks, and green peacock's herl, ribbed with gold and silver threads, with four and six wings, tied upon long-shanked hooks, affixed to salmon gut, and headed with peacock's or magpie's green feather from the tail. The author has been in company, and out on excursions, with many excellent salmon-fishers, and has found them to vary so much respecting the colours of their flies, that it is next to impossible for any person to describe them precisely: the principal thing is to make them of bright gaudy colours, and large enough. Mr. Mackintosh gives a very good list of salmon flies, in his work on angling. By spinning the minnow in the streams, and laying the lob-worm at the bottom in clear water, large fish are taken; some bait with two worms, as for trout. A gaff is used to land them with, which is a large barbed hook, screwed into the end of a stick; a common landing-net is often too small.

Salmon are called by different names at different stages of growth: the first time they come from the

sea, they are called *smelts*; the second time, *sprods*, or *grilse*; the third time, *morts*; the fourth time, *forktails*; the fifth time, *half-fish*; and at the sixth migration, *salmon*.

**SALMON SMELTS**—afford good sport, and rise well at small flies, particularly at red and black ones; they are very delicate eating.

**SALMON TROUT**.—A handsome, rich, good fish; spawns in September; found only in rivers and brooks that run into the sea; is in season in April; takes large gaudy flies and worms, when the water is much coloured, and affords an angler great sport.

**WHITE SEA TROUT, OR WHITLING**.—A most excellent fish; in most rivers near the sea; spawns in September or October; affords great sport when hooked; takes flies and other baits used for salmon and trout.

**TENCH**.—Chiefly a pond fish; spawns during the hot months; bites best early and late, in warm weather; takes all kinds of worms, young wasps, gentles, caddis, and pastes of white bread and honey.

**TROUT**.—A fish of prey; the finest flavoured and most esteemed of any other fresh-water fish; in most rivers that are clear, or that rise from the moors or limestone springs; a fine shape, rather long than broad. In some good feeding rivers, they are very



thick and short; have a short head and wide mouth filled with sharp teeth; a broad tail; the sides marked with beautiful red spots. There are several sorts of trout: those accounted best are the red or yellow; they are in perfection in the month of May, but continue good till they spawn in October and November. They spawn in beds of sand, but vary somewhat as to time, being in some rivers sooner, in others later; after spawning, they lose their spots, become sickly, lean, soft, and unwholesome, their bodies being covered with small lice: in this condition, they retire to the still deeps until spring, when they get into the tails, eddies, or whirling parts of streams having gravelly bottoms, and rub themselves clean. Trouts feed in spring on worms and minnows, which are then the best baits to take them with; in summer they take caddis, bullheads, loaches, stone fly, black fly, beetles, and most of the artificial flies given in the first and second lists.

**GUDGEON.**—A small, but excellent-flavoured fish; spawns in April and November; found in most inland rivers; bites at small red worms, gentles, caddis, blood-worm, and pastes. The best spots for gudgeon fishing are where the stream runs quickly, having a gravelly or sandy bottom. A gudgeon is the best bait that can be used for taking pike.

**MINNOW OR PINK.**—In most small rivers; spawns in April; abounds most in swift shallow streams; takes small worms, caddis, and gentles; bites best in clear water, on bright hot days. An excellent bait for trout, perch, and pike.

**LOACH.**—A small fish, but well flavoured; spawns in April; found in small streams; takes very small worms at the bottom. A very good bait for trout.

**FLOUNDER.**—An excellent fish; regularly taken in fresh-water rivers near the sea, with the small bluish meadow worms: it affords much sport to anglers.

**RUFF.**—A river fish; much like a perch in shape; small, and well flavoured; a greedy biter, consequently very easy to take. These small, greedy fish are the delight of juvenile anglers, as great numbers of them may be taken out of the water at a standing; a small red worm is the best bait.

**BLEAK.**—A small, but handsome fish; green on the back, the belly very white; takes gentles, worms, and small artificial flies; the shade fly is one of the very best to use.

**BULLHEAD.**—A small, ill-shaped fish; takes small worms, and is a good bait for trout.

**PRICKLEBACK**—or, more commonly, *Stickleback*.—A very small fish, with strong spines; only used to bait with for trout.



## GENERAL OBSERVATIONS.

Salmon, trout, greyling, perch, eels, and gudgeons, are the best of fresh-water fish; pike, carp, tench, and bream, are esteemed second best; chub, barbel, roach, and dace, are the worst.

There are several kinds of trout, as salmon trout, bull trout, white trout, red and yellow trout: if these are really all of the same species, it must be the different kinds of water and soil in which they are bred, and something peculiar to the places where they lie and feed, that produces the varieties in the colours of their flesh: different kinds are sometimes found in the same river, one kind not far distant from the other; the lightest colours, however, are generally met with in limestone rivers, and the dark colours in streams that rise in the moors. In some of the small brooks which flow amongst the ling, and contain a considerable quantity of vegetable colouring matter, trout are sometimes nearly black. The female trout is considered the best; there are some that do not breed—these remain good all winter.

A choice way of taking large trouts in the night-time, is by picking out the large lob-worm, when quite dark, over the smooth part of a deep stream,

and near to the haunt of the fish; draw the bait gently along upon the top of the water, as you would a fly. Trout lie very close in the day-time, but feed boldly during night. The white moth, made very large, will take them, if used the way just described, both in rivers and ponds: it is best to throw close by the side in a pond or dam, as the fish mostly lie there watching for food.

Eels with white bellies are the best; they run up the rivers in April, return to the deeps in autumn, and retire under the banks amongst the mud, having only their heads out, watching for food. When the water is thick, they come out and bite eagerly; they are in best season in May, June, and July. The bait must always be on the ground, as eels never rise from the bottom to take their food, which they take best during the night and till day breaks.

Sniggling for eels is done by dubbing the lash used to the middle of a needle, pointed at both ends; then draw a worm on straight: it may be put carefully down to the holes where the eels lurk, such as drains and sludgy places in rivers. When the bait is taken, time must be given to gorge it, when a smart jerk pulls the needle across in the fish: this is much better than using a hook; the needle wants no cutting out, as the point can be pushed through either way,



and the gimp being loosened from the wheel line, it is pulled out, and the appearance of the fish is not spoiled if for sale.

Bobbing is practised most in Lincolnshire: it is done by stringing worms from head to tail on worsted with a needle, and tying them so as to hang in links; these are fastened to a strong line weighted with lead, to sink them quick to the bottom; the eels bite eagerly at the baits, and are lifted gently out by a strong pole on land, or into a boat; this method is chiefly used in muddy water; three or four are sometimes taken at a time where they abound.

Most fresh-water fish spawn earlier in the season in ponds than in rivers.

River fish are generally better than pond fish, but pond fish are better than fen fish, and fen fish better than muddy-dike fish: if the latter be kept alive a few days in clear pure water before they are dressed for eating, they will be both sweeter and more wholesome.

The greyling is by some persons called *umbra*, from the swiftness of his swimming, or gliding out of sight—more like a shadow than a fish: they seldom exceed twenty inches in length: when first taken out of the water, they are thought to smell of water thyme: the mouth is so tender, that they often break

their hold. Some angle for them with small double hooks, which retain them much better.

Roach and dace recover their strength, and are in season, in a fortnight after spawning; barbel and chub in one month; trout in four months; and the salmon also, if he gets into the sea, and afterwards into fresh water. Roach are better in rivers than ponds.

Fish lie or swim nearer the bottom, and in deeper water, in winter than in summer; and nearer the bottom, or in the deep part of the streams, on cold days.

“ If fish could hear as well as see,  
No fishermen there'd need to be.”

Fish are so quick-sighted, that anglers ought not to have light-coloured clothes, nor, on any account, to wear white or drab-coloured hats; for on bright days, and when the water is clear, that will be a means of frightening the fish and spoiling your sport. The celebrated Sir Humphry Davy, whose attachment to the recreation of angling is well known, wore on field-days a *green hat*.

If a trout does not take, or make an offer at your fly, after two or three casts, it is of no use trying any longer at that place.

To fish fine and far off, keep out of sight of the



# instruction on fishing

62

THE ANGLER'S MANUAL.

fish; strike quickly, or at the first rising of the fish, especially in clear water:—these rules must be exactly observed in fly-fishing. ↓

The artificial fly must always be thrown on the water about half a yard above the place where fish are observed to rise, or the stream will carry it down before the fish can take it, as they always look for the flies coming down the current, and either take or miss them overhead, but never rise at any that have gone past the spot where they lie and feed. In throwing out the long line, the flies should fall first on the water, the rod being kept erect, so that as little of the line as possible touch the water, otherwise it will make a splash, and frighten the fish.

Always strike as quick as possible when fishing with artificial flies, if for a small fish; if a large one, not till he turns his head down with the fly.

Strike instantly when fishing with paste, ant-eggs, wasp-grub, or bread, or the bait is taken off the hook.

Give time enough, when using the worm at bottom, and when fishing for perch or pike with a minnow or any live fish, so that they can pouch the bait.

If pike or perch have got into a baited hole, the other fish will not bite: it is easy to find out when this is the case, as the small fish will strike and jump on the top of the water: proper baits must presently

GENERAL OBSERVATIONS.

63

be used to take them, or the angler will have no sport with the fish for which he baited the place.

Canal fishing with the artificial fly is best practised by a person standing close on the side, as the flies will then show as soon as they drop in the water, when the fish generally take them; when thrown across to the opposite side, the end fly only will show; besides, this cannot always be done, as there is wood in many places on the side opposite to the hauling path. In the hot months, mornings and evenings are the only proper times for fishing with the long line.

Flies come in earlier or later, according to the warmth or coldness of the season: want of rains will also alter the time of the water-flies, as they cannot rise from the bottom until freshes soften the sand-beds where some of them breed, from which they emerge when the fish prepare to take them.

In making artificial flies, the exact size, shape, and colour must, with some exceptions, be particularly attended to, or the fish will rise at and not take them, but give them a lash with their tails; this you may see them do frequently, when the fly is ill-proportioned, or not of the true colours.

Endeavour especially to imitate well the true colours of the body and legs of a fly, as the fish observe these parts most; it will be proper to wet the

↑ takes that



dubbing, otherwise it may not be the right colour after a little use, most downs altering their colour more or less when wet.

*To Mix Compound Colours.*—Black and white make a russet; white and blue, a lead colour; white, black, and blue, an ash colour; red and white, a carnation or flame colour; blue, brown, and white, a deep purple or plum colour; fair red and blue, a purple; red and white, a light crimson,—and by adding blue, a dark crimson; blue and green, a violet; pink and blue, with white, a light green; white, yellow, and blue, make a dun blue; red and white, a violet; black and red, a brown; brown, white, and deep red, a flesh colour; purple and white, a red; brown and black, a bay colour.

With flies of proper colours, and in a preserved or unfrequented river, on a dark day, and with a right wind, a good angler may be sure to catch such plenty of fish, as will make him grow more and more in love with “the art,” as it is called;—and certainly it *is* an art, requiring more skill than many persons imagine, to catch some kinds of fish.

Anglers have a maxim, that

When the wind is north or east,  
’Tis good for neither man nor beast;  
But when it blows from west or south,  
It takes the bait into the fish’s mouth.

The south and west winds are by far the best; but if the weather be not rendered extremely cold by an *east wind*, and if it be a cloudy day, let the wind blow from what quarter it may, fish may be taken; so that the above is not in all cases a standing rule; for, as Solomon observes, “he that considers the wind shall never sow;” so he that does this too implicitly, shall rarely fish. The following are, as near as need be, what an angler could wish for as conditions of probable success:—

The waters not too high, or clear,  
When Sol’s bright beams at times appear,  
The wind not low, nor over high,  
On proper streams then cast the fly  
That’s just in season—of true make,  
The colour right, fish best will take,—  
I dare engage, have you but skill,  
A basket with fine trout you fill.

A good way to find out what baits the fish are taking, is to open the mouth of the first you catch, and force with your thumb the feed up from his stomach, and put it in water: it will thus presently show what fly or other baits he has taken, thus furnishing a proper criterion for your judgment.

In baiting with a moth, the hook is to be put in at the head and out at the tail; the fly to lie straight on the shank, the point of the hook being left bare.



With the drake fly, the hook is put through the thick part of his body under the wings—say in at one side and out at the other; if with two flies, put the head of the second contrary way: they will live some time, and stand picking out several times, baited this way. The rod must be kept up, and the stream left to carry down the flies: this is most natural, and they will not so soon be drowned.

Some anglers dub a small hook on the gut about an inch above the hook used for worm-fishing, to hang the worm's head on; it keeps it from slipping off the large hook, or being pulled off by small fish.

For bottom fishing, at the latter end of the year, you may use three or four shade or house flies on a small hook, and a very small cork float: try this bait both in still places and where there is a deep, slow-running stream, or an eddy; many fish are often taken by this method, which is considered a great secret, as fish will take this when they refuse all other baits. Small clock flies, or beetles, are also well taken this way; they must be used when the water is clear.

In limestone rivers, when the water is clear and low, the flies must be made from the brightest cock hackle feathers that can be obtained; dark furness and three shades of blue duns are the best; they must

be very small, with bright silk bodies, very little or no dubbing being used.

On bright hot days, and in low water, when the gnats are strong on the wing, and fly in swarms, the artificial gnat flies cannot be made too small on 00 hooks, with black, purple, sky-blue, and flesh-coloured silk bodies; the wings from the marten, and long wing feathers from back, of different shades, must be used in the middle of the day; and regular-sized flies that are on the water, morning and evening.

It is useless to fish in the rough streams after bleak frosty nights: if the day turn out fine and bright, the fish lie and feed at the bottom end of the shallow flats in the morning, and keep getting farther up the streams as the sun warms the water. About the middle of the day, they rise in the deep or smooth places; and about four o'clock in the afternoon, some few get into the roughs, particularly greyling. This is a certain rule, and may save young anglers the time they would waste by trying over the streams.

In strong black or discoloured waters, the fish rise in the still deeps all the day.

On hot bright days, and with clear water, the swift-part of the stream is the only place to take trout and greyling with the long line, and under the bushes with dibbing.



Many persons desirous of becoming anglers, try to take fish at different times; but for want of judgment, they go home without any, and are angry because they do not bite. Such persons, like all bad sportsmen, care not to follow the diversion any longer. It certainly requires a great deal of both practice and patience to become a good fly-fisher. An old author says—

“If patience be a virtue, then  
How happy are we fishermen!  
For all do know that those who fish  
Have patience more than heart can wish.”

*To Cook an Eel.*—Wash him in salt and water; cut off his head, strip off the skin to the vent, gut, and wipe him clean inside, but do not wash it; give a few scotches with a knife, and put into his belly sweet herbs cut small, a little nutmeg grated and mixed with butter, and a little salt; then pull his skin up over him, and tie it fast, to keep all the moisture within; bind him with tape, and roast him leisurely; baste with water and salt till the skin breaks, and then with butter till enough; let what he drips, and what was put into his belly, be his sauce.

*A Cheap Way to Dress Trout.*—Cut them open, and take out the inside and blood, and wash them clean to the back bone; do not let them lie in water,

but wipe them quite dry inside and out, and rub them all over with flour; then put butter or a little bacon fat into the pan, and when it is of a proper heat, put the fish in, and fry them gently till they are browned all over; then serve them up with crisp parsley and white sauce. When they are boiled, they are cleaned the same way, and wrapped in a linen cloth, quite separate, or so as not to touch each other, and put into the water when it boils; when enough, they are served up with parsley sauce. Greyling and perch are dressed the same as trout; some persons scale them, and then dip or cover them with eggs and bread-crumbs beat together; when well browned in the pan with butter, this is considered the best way to cook them. If perch are dipped up to the gills in hot water, the scales will come off quite easy. Gudgeons, dressed same as trout, and browned in the pan with butter, are of exquisite taste, and commended as a fish of excellent nourishment.

Trout and greyling are the best flavoured and finest eating when cooked the same day they are taken.

*How to Dress large Chub.*—First scale them, and take out the inside; then wash them clean, particularly the throat; make a little hole as near the gills as you can; then put herbs of rosemary, thyme, sweet-marjoram, parsley, and winter savory, into



their belly; tie them with splinters, and roast them; baste with vinegar, butter, and salt.

*Another Way.*—Scale, and cut off the tails and fins; then slit them through the middle, as salt fish are usually done; give a few scotches with a knife, and broil them on a fire, free from smoke; baste with butter and salt, with a little thyme bruised in it.

*How to Dress Barbel, Bream, or any other large Fish.*—First scale them, take out the inside, and wash them clean; then peel and boil a few onions in a little water; take them out, and boil the fish in the same water with a little salt, till enough; then pour off the water, and boil a few eggs, which chop with the onions very small, put them in white sauce, and pour it on the fish: it will be good eating either hot or cold.

---

### SIGNS OF RAIN, OR PROGNOSTICS OF THE WEATHER.

If two rainbows appear together.

When thin white clouds fly swiftly in the air, under thick black clouds.

If corns pain your feet more than usual.

If swallows fly low, and often touch the water with their wings.

If cattle feed greedily after dark at night, or faster than common when it rains, the rain will continue.

If sheep return from the hills early in the morning, it is certain to rain that day;—but if they go up to the top of them, it will be fine.

When there appears to be mist, or several grey, dark, or coloured circles about the sun or moon.

If gnats bite very keen when you are near rivers.

If mists continue to hang on the tops of hills in a morning. The Derbyshire people always say, that if the large hill called Mam Tor, near Castleton, keeps its nightcap on in the morning, it will rain; but if the mist rises and clears off, it will be fine.

If very large black thick clouds arise suddenly in the west.

If stones, or walls inside houses “sweat,” or become suddenly wet.

If flies bite very keen, and get near the mouth and eyes of people or cattle.

When white clouds appear like packs of wool, or mountains of snow, and are tinged on the edges like silver, it will be showery that day.

Rain generally occurs after three or four sharp white frosty nights in summer.



When a white mist, like a sheet, completely covers the rivers or valleys, and the tops of the hills are quite clear early in the morning, and no wind stirring, it generally turns to rain : but if it clear off with the sun, it is always good angling, and the fish rise very well that day.

When rain in the morning comes with the wind, if it does not clear up by nine o'clock, it generally continues rainy all the day.

When it is very red about the sun at rising, and soon turns gloomy after.

---

#### PROPER TIMES TO ANGLE.

Fish bite well in close warm gloomy weather, or during soft mizzling rain, or when the dew is strong. They are often very eager in small rivers and brooks, after a shower that has a little raised and discoloured the water : on a gloomy day, after a light night, and with a little wind, the best fish will feed : they also rise and bite well in rivers a little below the place where sheep are being washed.

Trout bite well when the water is rising, or when it is clearing after a flood.

When there is a flood, and the water keeps up some days, and is not very thick, while it is sinking within the banks, angle near the ends of bridges, and in shallow still places, where the fish then lie, or in the turnholes and back current of streams : at such times and places, the author has often taken fine fish with the artificial fly, and also where the froth lies—spots very few would think of trying with the fly.

---

#### IMPROPER TIMES TO ANGLE.

It is of little use to angle with the long line under a scorching sun, in the middle of the day, during the summer months.

It is almost always bad angling in a cold east or north wind, especially in the spring or fall of the year.

It is never good fishing when "snow-broth" is in the rivers.

Large fish will rarely or never feed the day after a dark or a windy night ; for in those nights they glut themselves, and will not soon feed afterwards.

It is of little use fishing in very long droughts, when the rivers are very low, the water dead, and full of fine green weed, vulgarly called "croggil,"



which adheres to the knots of the lash, clogs the hooks, and covers the flies, so that no fish can take them, and is quite troublesome to the angler.

It is commonly bad fishing whilst the mill next above you stands still, and there is no stream running.

It is of little use, in most instances, to fish with the fly, when the wind is very high; chub, roach, and dace never rise when there are great waves on the water.

---

#### AMUSEMENT FOR LEISURE TIME.

Anglers, when they have leisure, may be recommended—

To look over their rods, and put them in proper repair, especially by varnishing, which preserves them.

To spin, and repair their reel lines, and keep them of a proper thickness, and fine at the small end, which is of great importance in throwing the line light.

To examine lashes of gut, after a day's fishing with them; tie the knots over again; add new lengths of gut, to make them of a proper length to use at the next excursion.

To cut up the old flies that have been used, and make new ones, whilst the proper colours remain fresh in memory as connected with the fish they have taken, which is certain to be of great use at a future time.

To re-dub hooks that have been used for bottom fishing.

To look over the fishing-book, and put all to rights, after a fishing journey.

To wash the bait-bags and fish-hamper quite clean, both inside and out.

To look over and dress any feathers that may have been procured, and paste them in paper in rows ready for use.

To dress any furs, or parts of skins, which must be kept quite dry; spirit-of-wine varnish being laid on the underside of the skin, to preserve them: if this be neglected, the down side will soon be full of small eggs that turn to grubs. I have known anglers have all their downs totally destroyed, by neglecting them, or laying them in a damp place during the winter.

---



## FISHING GROUNDS.

I first commenced angling in some dams that had plenty of fine trout in them, and lost no time in returning home from school in summer to fetch my rod and go to the sport. My grandfather was an independent man, and an excellent fly-fisher: he had practised for fifty years, and supplied me with his old flies for some time; with these I took many fish. He then took me, as a companion, to the upper part of the river Don, to fish in the hill streams; there were very few anglers, and plenty of fish in the rivers, at that time; I soon found out it was much better fishing there than in still pools. My grandfather, perceiving my taste for the art, was at great pains to give me instructions; he taught me by degrees the art of fly-making, and what sort of feathers, downs, and silks were proper to use for different flies: he also informed me concerning the places where fish feed; so that before I was fourteen years of age, he called me a good fly-fisher. Being a good shooter, as well as an angler, he supplied me with a capital stock of materials; and at his death I got his valuable selection of tackle, and his book, out of which I have made many hundreds of flies, and caught at different times an immense quantity of fish.

The river Don produces fine-flavoured, handsome-shaped trout, and several sorts of scale fish, but no greyling. It rises on the high moors above Penistone, several smaller rivers flowing into it above Sheffield: they all breed good trout; but there are so many works on most of these waters, for puddling, tilting, or grinding, in connection with the different manufactories of the town of Sheffield, that most of the fish are destroyed, particularly by "sludging," or cleaning out the dams in summer. What few fish are left in the deeps, are often so poached during the night, that it is of little use, in most situations, to angle for trout, except in the spring of the year. There is good fly-fishing for chub and other fish in the river and canals below Rotherham all summer: when trout are bad to take, it is the best time to catch scale fish. Pike and scale fish are also taken in the Rother, but very few trout, it being a slow-running river.

There is a very large and deep reservoir of water near Chapel-en-le-Frith, Derbyshire, where many gentlemen go to angle; it contains an immense quantity of perch and very large trout. I was once returning from a journey, and met with a gentleman from Manchester, who was going to angle there: he kindly obtained permission for me to fish one evening



only: it was rather windy, the trout rising close to the grass near the edge of the water. I took sixteen trout, weighing together thirty-three pounds; having, besides this, broken or lost my flies five different times with very fine fish. The brown watchet, up-winged dun, and a small black, were taken; but the principal fly was the dun drake, made large, with wings from the grey mottled mallard's feather; legs, light ginger cock's hackle feather; and body, ash-coloured silk, with a shade of green in it. The gentleman, who was a bottom fisher, took sixty perch with the red worm, that together weighed sixteen pounds: he assured me there were many trout of from four to six pounds weight in the pool, which is supplied from two brooks that rise on the moors, where the trout run up to spawn.

There is a neat stone building, known as the Grouse Inn, in Darley Dale, Derbyshire, the landlord of which gives anglers leave to fish in the river Derwent: he is a pleasant, cheerful, civil man,—affords good accommodations, and charges very reasonably. It is very good fishing in his part of the river: the bottom, however, is so full of rocks, and often so deep by some of them, as to be dangerous wading to strangers. When the water is discoloured, I have frequently seen young anglers so eager to throw at

and reach a fish when rising, as to enter the water, and drop overhead in an instant; then crawl out, like half-drowned rats; having to take off their wet clothes, and hang them to dry on the rails near the river. I have felt sorry for them, but could not help laughing at the same time. It is no uncommon thing for the Derbyshire publicans to have to lend dry clothes to anglers.

In Sheffield, there are more general anglers, and good fly-fishers, who make their own rods, lines, flies, and other tackle, than can be equalled in any other town in England, considering they are ten miles from the river Derwent, where they commonly go to fish for trout and greyling.

#### EXCURSION INTO DERBYSHIRE AND STAFFORDSHIRE.

A middle-aged, independent, single gentleman called upon the author for a complete set of artificial flies, with which he was so well pleased, that an invitation was given to go and spend a few weeks with him in Darley Dale. We first angled in three preserved dams, into one of which the owner had put many fine greyling,—he being a young fly-fisher himself. It was the only dam in which I ever saw them. After taking there as many fine trout and greyling as he wanted, my friend wished to see me



angle in the rivers. We commenced in the Derwent near Matlock, and fished with the fly up the streams, taking very fine trout and greyling, particularly above Darley Bridge: there are some fine deep streams, and they contain plenty of fish up to Rowsley, where the river Wye joins the Derwent a little below the village. We found very good accommodations at the Peacock Inn. We then fished up to Chatsworth, through the park of His Grace the Duke of Devonshire, close in front of his noble mansion, and forward to Baslow. We took both chub and dace, as well as trout and greyling. There are very large barbel, and several other kinds of fish, all up the river. We then passed Stoke Hall, Grindleford Bridge, and up the fine streams at Padley Wood, to Hasleford Bridge, and stopped a night at Widow Eyre's, whose son had angled many years, and was very entertaining, relating various days' sport, and telling what quantities of large fish the Duke of Norfolk's keeper, Mr. Jonathan Bamford, and others, had taken, before the river was so poached in overnights. We next went up fine streams and roughs to Mytham Bridge, where the river Hope joins the Derwent, and forward to Bamford Mill, and thence up to Ashopton Inn, a beautiful place, where the woodland brook comes in: we found it good fishing all the way: the streams are

less, and the fish become smaller above. We then returned to Rowsley, and went up the Wye, a beautiful, clear, swift, limestone water, and crossed the Lathkil, the clearest stream, and which breeds the finest and reddest-coloured trout, in the country: we next passed Haddon Hall to Bakewell, and took abundance of fine trout and greyling in streams made by His Grace the Duke of Rutland to accommodate anglers. We found the Rutland Arms a capital inn; and the streams in the vicinity are so free from wood, that the inn is always well attended by gentlemen, particularly in the drake season. We then passed by Ashford, up Monsal Dale, which is so romantic and celebrated a place, and the stream so full of trout, when the water is discoloured after rains, that a person may tire himself with sport. There are good but small streams up to Buxton. Our next out was to Ashbourn: we fished two days up Dove Dale, and found plenty of fish there: it is such a place for romantic scenery, as cannot be described: we then returned home, after spending nearly a month in this delightful way—namely, from the middle of April to the middle of May, which is the best season of the year for the Derbyshire rivers. As there were many light showers, which discoloured the waters, little change of flies was wanted:—the March brown, dark



- |  |                                     |
|--|-------------------------------------|
| 43. Nettle Fly.                          | 61. Black Wood Fly.                 |
| 44. Gold-coloured Dun.                   | 62. Yellow Spider Fly.              |
| 45. Brown Gnat.                          | 63. Mill Dun.                       |
| 46. Small Ant Fly.                       | 64. Black Clock Fly.                |
| 47. Grasshopper.                         | 65. Stone Gnat, or Dark<br>Watchet. |
| 48. Sky-coloured Blue.                   | 66. Little Whirling Blue.           |
| 49. Buff-coloured Dun, or<br>Stream Fly. | 67. Grey Dun Midge.                 |
| 50. Blue Gnat.                           | 68. Willow Fly.                     |
| 51. White Moth.                          | 69. Winter Brown.                   |
| 52. Shade Fly.                           | 70. Moor-Game Brown.                |
| 53. July Blue Dun.                       | 71. Brown Moth.                     |
| 54. Violet Midge.                        | 72. Great Moth.                     |
| 55. Stone Midge.                         | 73. White Moth.                     |
| 56. Orange Black.                        | 74. Black Fly.                      |
| 57. Wasp Fly.                            | 75. Large Spider Fly.               |
| 58. Black Palmer.                        | 76. Large Bank Fly.                 |
| 59. White Dun Midge.                     | 77. Purple Palmer.                  |
| 60. Red Clock Fly.                       |                                     |



dun, cock-up dun, dun drake, snipe dun, cow-dung dun, brown watchet, and a small black, were the principal flies taken.

It is very pleasing to good anglers, when they meet together after a few days' sport, to name the particular places and holds in rivers where they have at different times taken fish; and what colours of flies, or what sort of baits, they took them with. It appears a sort of repetition of the enjoyment itself, and one from which young anglers may gather a great deal of valuable information, that would take them years to find out by their own practice.

---

#### PLEASURES OF ANGLING.

What can be more delightful to an angler, than to look from the hills into the beautiful valleys, where three of the principal Derbyshire rivers—the Dove, the Wye, and the Derwent—take their course!—to see rocks, woods, pleasant groves, and in some places the fine streams in which he is going to fish, abounding as they do with fine trout and greyling. Surrounded by such scenery, while angling for these fish with the fly in the charming month of May, is indeed

enjoying one of the sweetest pleasures of outdoor life,—not only passing his days delightfully; but making his very dreams pleasing.

The last desire of an old angler who had lost his sight, was to go with the gamekeeper of His Grace the Duke of Norfolk, up one of the favourite small rivers in which he had so often fished when he could see: the keeper respected the enthusiast, and was at considerable pains to lead him through the scenes of his former days, and name to him the different holes; and when the keeper took some fish, which he put into his friend's hand alive, he called them "pretty creatures!" though he could not see them; and so much pleased was he, that he told the keeper he was satisfied, and could then go home and die happy!

Isaac Walton remarks, that there is no life so healthy, so happy, and free from care, as that of an angler; for while the lawyer's time is swallowed up in business of deceit, and while the statesman is contriving plots, the angler walks through the meadows where the cowslips grow; hears the birds sing; receives the benefit of the fresh air; admires the beauties of nature, and enjoys as much quietness as the silent silver streams that glide so quietly by him. God never allowed a more harmless or innocent recreation than angling; for, to sit on the primrose



banks in summer, and to look down the meadows—they appear too beautiful to be looked upon except on holidays. He also mentions several eminent religious, good men, as having been anglers, and proves it useful to keep the mind free from the cares and troubles of the world: it is an employment for leisure time, which is then not leisurely spent; after hard labour or severe study, it is a rest to the mind, a cheerer of the spirits, a diverter of sadness, a calmer of unquiet thoughts, a moderator of passions, a procurer of contentedness, and prepares a person for a feathery rest at night.

Let not the foregoing remarks in commendation of this delightful art be mistaken, or misapplied, so as to prejudice their proper effect. Some persons are so intent on angling, as to go out at improper seasons, and spend their time in a foolish, not to say criminal, manner, stopping at the sport for days and weeks together, or, at all events, longer than their circumstances will justify: this is certainly very improper; for he who makes a profession or business of any recreation or pastime, will be a poor man. The best way is, so sedulously to mind the affairs of business in their proper time and place, as to make provision for pleasures, lest they leave a sting behind. There is a proper time and season for every thing.

## LIST OF THE ARTIFICIAL FLIES

DESCRIBED IN THIS WORK.

- |  |                                      |
|--|--------------------------------------|
| 1. March Brown.  | 20. Bank Fly.                        |
| 2. Barm Dun, Black, Red, or<br>Furness Fly.            | 21. Brown Shiner.                    |
| 3. Brown Watchet.                                      | 22. Proud Tailor Fly.                |
| 4. Hawthorn Fly, Black Caterpillar, and Black Ant Fly. | 23. Purple Midge.                    |
| 5. Whirling Dun.                                       | 24. Little Pale Blue.                |
| 6. Dun Drake.  | 25. Red Palmer Fly.                  |
| 7. Cock-up, or Upwinged Dun.                           | 26. Great Red Palmer.                |
| 8. Red Spider Fly.                                     | 27. Whirling Blue.                   |
| 9. Brown Spider Fly.                                   | 28. Black with Red.                  |
| 10. Stone Fly.   | 29. Green Tail.                      |
| 11. Orl Fly.   | 30. Snipe Dun.                       |
| 12. Downlooker.  | 31. Red Shiner Fly.                  |
| 13. Primrose Dun.                                      | 32. Cow-dung Dun.                    |
| 14. Black Gnat.  | 33. Black May Fly, or Silver Palmer. |
| 15. Yellow Spider Fly.                                 | 34. Oak Fly.                         |
| 16. Green Drake.                                       | 35. Iron Blue.                       |
| 17. Red Ant Fly.                                       | 36. Black Midge.                     |
| 18. Orange Dun.  | 37. May Imp.                         |
| 19. Tail to Tail, or Knotted Midge.                    | 38. Yellow Legs.                     |
|  | 39. Grey Drake.                      |
|  | 40. Purple Gold Palmer.              |
|  | 41. Red Spinner.                     |
|  | 42. Small Red Spinner.               |



feather; body, black ostrich's feather, ribbed with silver twist.

10 34. HACKLE.—*Oak Fly*. In May: made with yellow silk: wing, partridge's rump feather, without moon; body, yellow silk, ribbed with a strong black horse-hair, light brown down under wing.

11 35. HACKLE.—*Iron Blue Fly*. In May: made with yellow silk: wing, outside or butt end of merlin hawk's wing; body, dark water-rat dubbing, ribbed with yellow silk. An excellent fly, and frequently comes on after showers of rain.

36. WINGED.—*Small Black Midge*. In May: made with black silk: wing, fieldfare's quill feather; body, black ostrich's feather; legs, blue starling.

37. WINGED.—*May Imp*. Made with yellow silk: wing, the yellow feather out of a green linnet's tail; legs, yellow plover's feather; body, waxed yellow silk. A good fly in brooks after rains; seldom taken in clear water. The Little Yellow Drake is made the same way, only with a bright yellow body.

38. WINGED.—*Yellow Legs*. In May and June: made with yellow silk: wing, a jay's wing quill feather; legs, yellow plover's feather; body, bright brimstone silk. Both trout and greyling take this fly well in discoloured waters.

39. WINGED.—*Grey Drake*. In June: made

with yellow silk: wing, a blue shaded green feather from a white grouse; legs, a middle dun grizzled cock's hackle feather; body, blue and yellow dubbing mixed, ribbed with black, and three black horns.

12 40. HACKLE.—*Purple Gold Palmer*. In June: made with purple silk: wing, a red cock's hackle feather; body, purple mohair, ribbed with gold twist. Takes large fish in rough streams and dark waters.

41. WINGED.—*Red Spinner*. In June: made with yellow silk: wing, starling's quill feather; legs, red cock's hackle feather; body, red-brown squirrel's down, ribbed with gold twist.

42. WINGED.—*Small Red Spinner*. In June: made with yellow silk: wing, starling's wing quill feather; legs, a red feather from a cock's neck; body, yellow marten's fur from the throat, twisted on the silk. A capital killer; takes large greyling.

13 43. HACKLE.—*Netted Fly*. In June: made with yellow silk: wing, light mottled partridge's feather out of the horse-shoe mark on the breast; body, yellow silk, and yellow marten's fur close under wing.

14 44. HACKLE.—*Gold-coloured Dun*. In June: made with gold-coloured silk: wing, yellow or golden plover, from outside of wing; body, gold-coloured mohair, twisted on the silk, close under wing. Best early in a morning and late at night.



*Catalogue of the most useful FLIES throughout the Year, and their proper Season.*

- |                                       |                          |
|---------------------------------------|--------------------------|
| 1 The Red Fly.                        | 15 Grey Drake.           |
| 2 Blue Dun Fly.                       | 16 Orf Fly.              |
| 3 Brown Fly.                          | 17 Sky-coloured Blue.    |
| 4 Cowdung Fly.                        | 18 Cadis Fly.            |
| 5 Stone Fly.                          | 19 Fern Fly.             |
| 6 Granam Fly.                         | 20 Red Spinner.          |
| 7 Spider or Gravel Fly.               | 21 Blue Gnat.            |
| 8 Black Gnat.                         | 22 Large Red Ant.        |
| 9 Black Caterpillar, or Hawthorn Fly. | 23 Large Black Ant.      |
| 10 Iron-blue Fly.                     | 24 Welshman's Button.    |
| 11 Sally Fly.                         | 25 Little Red Ant.       |
| 12 Canon, or Down-hill Fly.           | 26 Little Black Ant.     |
| 13 Shorn Fly.                         | 27 Little Whirling Blue. |
| 14 Green Drake.                       | 28 Little Pale Blue.     |
|                                       | 29 Willow Fly.           |

RED FLY.

THIS Fly comes down about the middle of February, and continues till the latter end of March. He is made artificially of a dark drake's feather, the body of a red part of a squirrel's fur, with the red hackle of a cock wrapt twice or thrice under the butt of the wing; has four wings, and generally flutters upon the surface of the water, which tempts the fish, and makes them take him the more eagerly. The size of the hook, No. 6.

BLUE DUN FLY.

IT appears at the beginning of March, and continues till the middle of April. His wings are made of a feather out of the starling's wing, or the blue feathers that grow under the wing of a duck widgeon; the body is made with the blue fur of a fox, or the blue part of a squirrel's fur, mixed with a little yellow mohair, and a fine blue cock's hackle wrapt over the body, in imitation of the legs: as he swims down the water his wings stand upright on his back; his tail forked, and of the same colour of his wings. He appears on the water about ten o'clock in the forenoon, and continues till about three in the afternoon, but the principal time of the day is from twelve till two; the flies then come down in great quantities, and are always more plentiful in dark, cold, gloomy days, than in bright sun-shine weather. Your morning's fishing, till the flies come on, should be with the worm or minnow; the size of the hook this fly is made of, is No. 7; but if the water is very low and fine, No. 8.

BROWN FLY, or DUN DRAKE.

ABOUT the middle of March, this fly comes down, and continues till the latter end of April. His wings are made of the feather of a pheasant's wing, which is full of fine shade, and exactly resembles the wing of the fly; the body is made of the bright part of hare's fur, mixed with a little of the red part of squirrel's fur,



---

 CADIS FLY.

THE Cadis Fly appears about the tenth of June. It is a large four-winged fly, of a buff-colour; his body the same colour of his wings. He continues on the water till about the beginning of July; he is bred from the cod-bait, a curious little creature. While in the state of a grub, he is greatly to be admired, the out-side husk he lives in being curiously wrought with gravel or sand. This fly does best at the clearing of the water; though I think him a fly worth the least notice of any in the catalogue, there being many sorts on at the same time far preferable to him. His wings are made of a feather taken from the body of a buff-coloured hen; the body is made of buff-coloured mohair, with a pale yellow hackle for the legs. The hook, No. 6.

---

 FERN FLY.

THIS fly comes about the middle of June, and continues till about the middle of July. He is a four-winged fly; his body very slender and of an orange colour; he is to be fished with at any time of the day, from sun-rise till sun-set, being a very killing fly. His wings are made with a woodcock's feather, his body with orange-colour'd silk: the hook, No. 5.

---

 RED SPINNERS.

THE Red Spinners may be looked for about the middle of June, and continue till the latter end of August: to be fished with only in the evenings after very hot days, from seven o'clock as long as you can see. There are two sorts of Spinners; the one is made with the grey feather of a drake, tinged with a copper coloured gloss; his body with the red part of the squirrel's fur, ribbed with gold twist, and a fine red cock's hackle for the legs; with a long forked tail, made with the harles of a red hackle. The wings of the other Spinner is made with a feather out of the wing of a starling; the body of a dull red mohair, ribbed with gold twist, with a fine red cock's hackle over the body, the tail long and forked, and made as the former. These are both very killing flies, particularly upon rivers. The hook, No. 7, or 8, according to the water you fish in.

---

 BLUE GNAT.

HE comes down about the same time as the Spinner, and continues about a fortnight. If the water be low and fine, the fish take them very well, as long as they last upon the water. The wings of this Gnat are made with a small pale blue cock's hackle, the body with a light blue fur, mixed with a little yellow mohair. The hook No. 8, or 9.



L250. A2 U6 1937

Printing types  
their history  
& use.

Carlson Fraktur

Daniel Berkeley

Uppdahl 1860 1941

---

1 copy available  
in Boyeman



## JUNE.

## THE PALMERS.

- |                           |                          |
|---------------------------|--------------------------|
| 1. The Ant-Fly.           | 4. The Brown Palmer.     |
| 2. Purple Gold Palmer     | 5. The Great Red Spinner |
| 3. The Little Black Gnat. | 6. The Small Red Spinner |

1. Dubbed with brown and red camlet mixed; the wings the pale part off a starling's feather.

2. Dubbed with purple mohair, ribbed with gold twist, and red cock's hackle over all.

3. Dubbed with the black strands off an ostrich's feather, upon a hook the size No. 9. and the wings off the lightest part of a starling's feather.

*A great killer after a shower of rain, especially in an evening.*

4. Dubbed with light brown seal's hair, warped with ash-coloured silk, and a red hackle over all.

5. Dubbed with seal's fur dyed red, and brown bear's hair mixed together, but there must be bear's hair sufficient to make the body appear of a dullish red, ribbed with gold twist, the wings off a stare's feather; and red cock's hackle over the dubbing. The hook, No. 7.

*This fly kills very well till the latter end of August from six o'clock till twilight upon a dark coloured water.*

6. Dubbed with the yellow off a spaniel, taken from behind the ear, ribbed with gold twist, a red hackle over all, and the wings off a starling's feather. The hook, No. 8 or 9.

*This fly kills exactly at the same time the other spinner does, but when the water is very clear.*

## JULY.

## THE PALMERS.

- |                    |                         |
|--------------------|-------------------------|
| 1. The Badger Fly. | 4. The Black Palmer.    |
| 2. The Orange Fly. | 5. Black Silver Palmer. |
| 3. The Wast-Fly.   | 6. The July Dun.        |

1. Dubbed with the soft brown fur off a badger's skin, warped with red silk, the wings off the dark grey feather of a mallard; the head must be red.

*This fly is an excellent killer, and in some rivers is taken in March and April.*

2. Dubbed with orange-coloured wool; the wings off the feather of a black-bird's wing. Or, dubbed with raw orange silk, warped with silk of the same colour, ribbed with gold twist, and a black or red hackle over all.

*This fly is taken in June when the May-fly is over, in hot gloomy weather, and till the end of this month.*

3. Dubbed with brown bear's hair, or the fur off a black cat's tail, ribbed with yellow silk, and the wings off the pale feather of a stare's wing.

4. Dubbed with the herl off a copper-coloured peacock's feather, with a black cock's hackle over it.

5. Dubbed the same as the Black Palmer, ribbed with silver twist, and black hackle over all.

6. Dubbed with the down off a water-mouse, mixed with bluish dyed seal's fur: or dubbed with the fur off a mole, mixed with a little marten's fur; warped with ash-coloured silk: the wings off the feather of a blue pigeon's wing. The size of the hook, No. 9.

*A good killer.*

HOOK SIZE  
appears in  
3rd Ed



off the double grey feather of a mallard. *It will kill small fishes, and continues till the end of June.*

7. Dubbed with light brown and yellow mixed, or dirty lemon coloured mohair, with the same coloured hackle under the wings, which may be either made of the feather of a land-rail, or a dark grey feather of a mallard.

The size of the hook No. 7. *This fly is used in cold windy days.*

---

J U N E.

The PALMERS.

- |                                    |                                   |
|------------------------------------|-----------------------------------|
| 1. The <i>Ant Fly</i> .            | 5. The <i>Great Red Spinner</i> . |
| 2. The <i>Purple Gold Palmer</i> . |                                   |
| 3. The <i>Little Black Gnat</i> .  | 6. The <i>Small Red Spinner</i> . |
| 4. The <i>Brown Palmer</i> .       |                                   |

1. Dubbed with brown and red camlet mixed, the wings the pale part off a starling's feather.

2. Dubbed with purple mohair, ribbed with gold twist, and a red cock's hackle over all.

3. Dubbed with the black strands off an ostrich feather, upon a hook the size No. 9. and the wings off the lightest part of a starling's feather. *A good killer after a shower of rain, especially in an evening.*

4. Dubbed with light brown seal's hair, warped with ash coloured silk, and a red hackle over all.

5. Dubbed

5. Dubbed with seal's fur dyed red, and brown bear's hair mixed together, but there must be bear's hair sufficient to make the body appear of a dullish red, ribbed with gold twist, the wings off a starling's feather; and a red cock's hackle over the dubbing. The hook No. 7. *This fly kills very well till the latter end of August from six o'clock till twilight upon dark coloured water*

6. Dubbed with the yellow off a spaniel, taken from behind the ear, ribbed with gold twist, a red hackle over all, and the wings off a starling's feather. The hook No. 8, or 9. *This fly kills exactly at the same time the other spinner does, but when the water is very clear.*

---

J U L Y.

The PALMERS.

- |                            |                                     |
|----------------------------|-------------------------------------|
| 1. The <i>Badger Fly</i> . | 4. The <i>Black Palmer</i> .        |
| 2. The <i>Orange Fly</i> . | 5. The <i>Black Silver Palmer</i> . |
| 3. The <i>Wasp Fly</i> .   | 6. The <i>July Dun</i> .            |

1. Dubbed with the soft brown fur off a badger's skin, warped with red silk, the wings off the dark grey feather of a mallard's feather; the head must be black. *This fly is an excellent killer, and in some rivers taken in March and April.*

2. Dubbed with orange coloured wool; the wings off the feather of a black bird's wing. Or, dubbed with raw orange silk warped with silk of the same color, ribbed with gold twist, and a black, or red hackle.



inclined to dry up in the upper reaches in a hot summer because of abstraction, therefore, known as a winterbourne. Bridgett, R.C.

**Bowlker, Richard and Charles** These were the two best known columnists and angling writers of the mid-and late-1700s, joint authors of *The Art of Angling* (1747), the first edition written by Richard, the second by his son Charles. They were extraordinarily skilled fly fishers and fly dressers. This is Bowlker on the mayfly (*E. danica*):

Comes down the water about the twentieth of May, is of short duration, not lasting above nine to ten days. He is a large and beautiful fly, which both fish and birds are very fond of . . .

When these flies are in perfection, the fish refuse all other sorts and take these only. His wings are made of the feather of the grey drake, or rather the grey feathers of a wild mallard dyed yellow; the body is made of the yellow wool of a ram or wether; his body is ribbed with a dark brown, for which no feather does so well as the hackle of a bittern; it likewise makes the legs very artificially; his head is of a dark brown, made of a peacock's harle, and his tail with the hair of a fitchew's [polecat's] tail, the hook number 6.

It is of interest that the head of the fly was copied by the Bowlkers – one had the impression that Halford was the first fly dresser to do this – and that the angler was instructed always to fish the mayfly upstream:

[they] ought to be thrown about half a yard above the head of the fish, as they all swim gradually down the water . . .

The Bowlkers gave pretty accurate patterns of the mayfly nymph, dun and spinner, which are similar to many in use today. Heddon regards the Bowlkers' work as one of the great landmarks of angling literature, containing the foundation of modern fly dressing.

It must be remembered that Bowlker used a horsehair line and with this advocated throwing against or under the wind in preference to with it, which was the more usual method. His flies included the Blue Dun, the Palmer Worm which he thought was an imitation of a hairy caterpillar, and for salmon fishing a dragonfly pattern.

**Bridges, Antony** Now out of print, *Bridges' Modern Salmon Fishing* (Black, 1939, reprinted 1947), was an invaluable reference book which dealt with methods of fly, bait and spinning for salmon; with chapters on tackle and casting, and useful tables on the calculation of fish weights from body measurements and comparisons of the Pennell and Redditch hook sizes. Bridges' advice on strategy and tactics is as useful now as it ever was and in many ways a good deal more valuable and clear than in several later books on the salmon.

**Bridgett, R.C.** A Scottish schoolmaster, angling correspondent of *The Glasgow Herald*, author of several fishing books, including *Loch Fishing in Theory and Practice* (1924), and three others, *Dry Fly Fishing, By Loch and Stream*, and *Tight Lines*, which are published, undated, by Herbert Jenkins. All useful books but slightly schoolmasterish prose:

include  
this



## SUMMARY OF THE TREATISE FLY DRESSINGS

TREATISE' NAME	POSSIBLE IDENTIFICATION	BODY	WINGS AND/OR HACKLE
Dun Fly No. 1	March Brown—Skues February Red—Hills	Dun wool	a) Wings: Section of partridge quill feather b) Wings: Partridge body feather c) Hackle: Partridge body feather (Hills)
Dun Fly No. 2	Olive Dun—Skues & Hills	Black wool	Wings: Dual, section dark mallard quill veiled with feather from under wing of Jay
Stone Fly	Stone Fly—Skues & Hills	Black wool made yellow under wing and tail	Wings: Section mallard quill
Ruddy Fly	Red Spinner—Hills Great Red Spinner—Skues	Ruddy wool ribbed with black silk	a) Wings: Dual, section mallard quill veiled with red capon hackle b) Wings: Section mallard quill Hackle: Red Capon, tied palmer c) Wings: Section mallard quill Hackle: Red Capon, under wing only (Hills)
Yellow Fly	Little Yellow May Dun—Hills; and, with some uncertainty, Skues	Yellow wool	a) Wings: Dual, section mallard quill dyed yellow veiled with red cock's hackle b) Wings: Section mallard quill dyed yellow Hackle: Red cock, tied palmer c) Wings: Section mallard quill dyed yellow Hackle: Red cock, under wing only (Hills)
Black Leaper	Caddis	Black wool ribbed with peacock herl	a) Wings: Red capon quill feather Head: Blue silk (or wool) b) Hackle: Palmer-tied dun
Dun Cut	Yellow Dun—Hills Sedge Fly—Skues	Black wool with yellow stripe down side	Wings: Section mottled buzzard quill whipped with barked hemp
Maure Fly	Green Drake—Hills Alder—Skues	Dusky wool	Wings: Brown mallard breast
Landy Fly	Gray Drake—Hills Oak Fly—Skues	Tawny wool	Wings: Light gray mallard breast tied back to back
Wasp Fly	Wasp—Hills Crane Fly—Skues	Black wool ribbed with yellow thread	a) Wings: Section mottled buzzard quill b) Tied natural
Shell Fly	Grannom—Hills Sedge—Skues	Green wool ribbed with peacock herl	a) Wings: Section mottled buzzard quill b) Smaller, like a Grannom, down wing
Drake Fly	Alder—Hills	Black wool ribbed with black silk	Wings: Brown mallard breast feathers Head: Black silk (or wool)

Key: a) first choice; b) alternative one; c) alternative two.

FEATHERS IN TOP AND BOTTOM COLUMN ON OPPOSITE PAGE ARE ONE-THIRD ACTUAL SIZE. THE SNIPS TWO-THIRDS ACTUAL SIZE. IN MIDDLE COLUMN THEY ARE SHOWN ONE-QUARTER AND ONE-HALF ACTUAL SIZE, RESPECTIVELY



morsels for such fish. The usual angling lists furnish only three moths—the common large white moth or owl, the common brown, and the cream coloured moth. To these is added in the practice of some anglers of Hertfordshire, Buckinghamshire, and Hampshire, a moth-like artificial representation, known in the former county as Harding's or the coachman's fly, from a stage-coach driver of that name who was an excellent fly-fisher, and introduced it there, probably from Hampshire, where it has been longer known.

No. 39. *The Mealy-white Moth (Phalena).*

*Upper wings.*—The dappled light feather of the mallard, or any very light clear coloured feather.

*Under wings.*—The soft mealy feather of a white owl, or, in default, any soft white feather.

*Body.*—White rabbit's fur, or white ostrich harl, dressed full, and exhibiting a brown head.

*Legs.*—A white cock's hackle, carried two or three turns only behind the wings. Hook, No. 3, 4, or 5.

No. 40. *The Mealy-brown Moth (Phalena).*

*Upper wings.*—The dappled feather of a mallard, dyed a reddish brown.

*Under wings.*—The soft feather of a brown owl, or a soft reddish feather or two from the landrail.

*Body.*—Any soft brown fur, as of the hare, brown hog's down, bear's fur, and the nearest the shade is to tan the better. To be dressed moderately full and long.

*Legs.*—A brown cock's hackle carried one turn beyond that of the preceding fly. Hook, No. 3, 4, or 5.

No. 41. *The Mealy-cream Moth (Phalena).*

*Upper wings.*—The cream coloured feather of the grey owl.

*Under wings.*—The soft feathers of the same, but a shade lighter.

*Body.*—Any dubbing or fur of a cream colour.

*Legs.*—A ginger hackle wrapt three turns. Hook, No. 4, 5, or 6.

3820. We are not very favourable to night angling, regarding it as neither very healthy, nor sportsmanlike; however, it is said that if a gentle be added to the white moth, and a caddis to the brown, it will increase the chances of success; we have never tried this plan, but we think it extremely likely to prove a valuable auxiliary. The moth practice may be thus sketched:—as soon as the sun is down, for half an hour the white winged fly, or coachman, No. 42., may be tried; for the next hour the moths, Nos. 39, 40, or 41, dressed on hooks No. 5 or 6., or sometimes even No. 7., where the trout run very small and the water is fine. After that time night fishing commences, and the heaviest trout are then taken, when of course hooks, No. 3, 4, or 5., are more appropriate, and occasionally No. 2. is not too large. In dark nights use none but the mealy white.

3821. "*The mealy white.*" The wings, the soft mealy feathers of a white owl; the body, the white fur of a rabbit, with a soft downy white hackle. In making it take the feathers (for there must be two of each) as broadish at the points, and large enough to form a pair of full wings, and lap them in, as done in the stripped feather for the wings of other flies, and at the bottom fasten in the point of the hackle, then take the fin on the silk, make the body as thick as a very large straw, until near the wings; then lap it thicker, and bringing up the hackle thinly, lap it twice or thrice round at top, and divide the wings so as to have the whole of each feather for the separate wings, and finish as in other flies that have their wings divided. The hook should be No. 4.

3822. "*The mealy cream.*" There are feathers on a yellow owl of a deep cream colour, of these make the wings; the body, of soft fur of the same colour, and a very pale yellow hackle. It is made on the same sized hook, and finished and fished with the same way as the former."

3823. "*The mealy brown.*" The wings are the soft brown feathers of an owl; the body (which should be long, and of equal thickness with the two preceding flies), the fine lightish brown fur of a hare or rabbit, with a light brown bittern's hackle, twice round under the wings; it is finished and fished with in the same way as the two first, which are, however, considered the best. They are most killing in gloomy nights, after sultry days; and when angling in this manner, the line ought to be but a little longer than the rod. The fish may be heard to rise at the fly as in the daytime, and be felt when they take it. Another method, successfully used by a gentleman, is, to make the fly in imitation of the large moth or owl flies, which come abroad in evening; he dressed his to six hairs, with light mottled large wings, sometimes double; the body of the whitish stuffing of an old saddle, or such dubbing as may be got in a tanner's yard, and over all a large white or yellow cock's hackle; the body of the fly was at least as thick as a goose quill, and rather more than an inch long, with a great rough head; the line used was a yard longer than the rod. After throwing it out to its full extent, he drew it back at several pulls, about a yard at a time, which made it swim as if alive; when a fish was heard to break the water, and the line was felt to stop, he generally struck, though great fish hook themselves by closing their mouths and turning their heads. When the night was not very dark, he had a link with a fly of the same size as the former, but a little darker; and when it was so clear that he could discern his line, he used one half the bigness, having a mottled wing, brown body, and a black hackle with red points."

No. 42. *The Evening White winged Harl-fly.*

FIRST METHOD.

*Wings.*—Of a white fowl's feather.

*Body.*—Peacock's harl dressed full and short.

*Legs.*—A very fine and minute portion of red hackle. Hook, No. 5, 6, 7, or 8.

SECOND METHOD.

*Wings.*—Of a white fowl's feather.

*Body.*—Peacock's harl, dressed rather less full and rather longer.

*Legs.*—A full sized brown hackle, dressed over the whole. Hook, No. 5, 6, or 7.

3124. *The evening white winged harl-fly*, as before observed, is also known by the names, Harding's, Watford coachman, and the Hampshire fly. Unquestionably trout consider these artificial flies as representatives of some sphinge, which they are in the habit of taking, or this bait would not so very generally deceive them as it does; but we have failed to detect the original, nor are we aware that it has been discovered by any other angler. Throughout the summer months as an early evening fly, and until twilight, it proves most valuable in the midland counties and the bordering ones within eighty miles of the metropolis. On the Colne, and throughout its course, in the Hampshire, Dorsetshire, and Devonshire waters, where we have for many years been in the habit of using it, in our opinion there is no fly at all equal to it. We know it will kill in distant waters also, as the Severn, the Wye, the Usk, and Eden; but respecting these, as our experience on them has been usually that of a tourist, since fishing has been a favourite pursuit, we speak less decidedly. On the Tyne, where we continued to fish for a whole season, it was likewise a killing fly, but less so than in more southern waters. From this month till September we have found it no less successful as an evening fly; but we have not had reason to consider it equally so early in the morning, as might be expected from its moth-like character. As to the two different methods of dressing it, we believe that when the water is fine and low the first is the most killing, and that the smaller size is the best. In deeper waters, and where heavy fish have been sporting at the tail of a pool or the extreme of an eddy, we have used the latter method, when dressed on a No. 5 or 6. hook, with much success.

SUBJECT. 5. *Artificial Flies for June.*

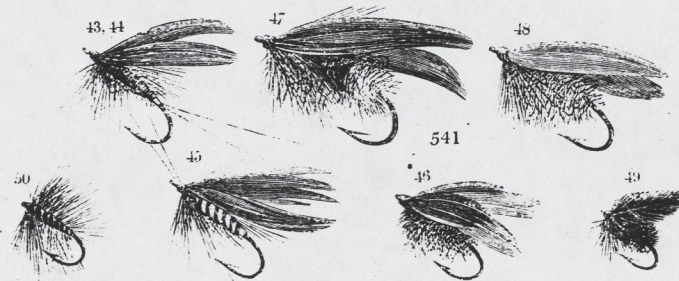
3825. *The palmer-hackles*, and the moths of last month, Nos. 1. 4. 7. 19. to 28. inclusive, and 36. 39. 40, 41, 42. of the last months, throughout this. Nos. 29 and 30. last to the middle of this month.

No. 43, 44. Ephemeral red spinners.  
45. Orly-fly.

No. 46. Hazle-fly.  
47. Humble bee.  
48. Large blow-fly.

No. 49. House-fly.  
50. Blue gnat.

Nos. 43 and 44. *Ephemeral Red Spinners (Ephemera).*



FLIES FOR JUNE.

*Wings.*—Landrail's wing feather. To be dressed erect.

*Body.*—Red dubbing, ending with a rib of gold plating, and forked.

*Legs.*—A small fine red hackle carried three turns around the body. Hook, No. 7 or 8.

3826. *Of the red spinners* there are two varieties, which are both summer *Ephemera*; they differ but very little in themselves, and prove excellent evening flies towards the end of this month and during July. Our books present us with spinners of opposite qualities; and we believe, that where the great red spinner and little red spinner occur in the accounts, the authors mean by the great red spinner the case winged orange-fly (*Leptura*), No. 38., and by the smaller is meant a dun; but where one only of these is mentioned, it is more difficult to decipher which is intended. These descriptions have been so often copied from each other, that it is probable the authors themselves are not always aware of their own meaning.

3827. *Taylor's method of dressing the red spinner* is applicable to the second of them; but we think for quiet waters the first is to be preferred. In disturbed waters and cloudy weather, we would recommend the second, which Taylor dresses as follows:—"The wings are of the greyish feather of a drake tinged with a kind of reddish yellow, which is not to be found on every drake; the body, gold twist, with a red hackle over it. In making it, whip in the



ends of the twist and hackle together at bottom, and lap your silk back again up to the feather for the wings; then take the twist, and lap it close all the way up as high as the silk, and fasten it, cutting away what remains of the twist; with the hackle rib it neatly until you come up to the wings, and there lap it twice or thrice round; then fasten, and, dividing the wings, finish the fly. This is chiefly an evening fly in the month of July only, and is best used as a dropper. It is taken very eagerly by the chub."

No. 45. *The Ori-fly (Phryganea).*

*Wings.* — A brown hen or a landrail's ruddy feathers. To be dressed long and close to the back.

*Body.* — Ribbed alternately with dark brown and orange dubbing, adding two antennæ, or horns.

*Legs.* — A grizzled cock's hackle. Hook, No. 6 or 7.

3828. *The ori* is a handsome looking fly when well dressed, and will kill from the beginning of June till the end of July, there being successional supplies from caddies of this species. It is, however, only an occasional killer; but when it is taken it may be used at all hours. We have found it on some waters a favourite; but on others, trout would not even rise to it. It is too large and showy to be used when the water is low, but we have employed it with advantage when it has been clearing after a flood. We have seldom stirred a grayling with it; but the salmon trout will often take it, particularly if dressed on a No. 4. hook.

No. 46. *The Hazle-fly, or Ladybird (Coccinella).*

*Crustaceous wings.* — A small stumpy portion of the red feather of a partridge's tail, or landrail's wing. To be dressed extended.

*Under wing.* — Transparent looking feather of a hen blackbird, rather longer than the former. To be dressed thin and rather less extended.

*Body.* — Dubbed thick and round with dark purple mohair and a small quantity of brown fur intermixed, which when picked out form the legs. Hook, No. 7 or 8.

3829. *The hazle or ladybird-fly*, known also as the Welshman's button, and by some called a buzz-fly, may likewise be dressed as a hackle-fly by making a short thick body of peacock's harl, with a very fine bluish hackle dressed round two-thirds of it, and a bright red hackle dressed full in front of this. This method is very well received by trout, and particularly so by grayling, when they are in the humour to take these hard winged flies. The original appears in this, and lasts through the two next months: it is taken through the day; but though it has gained the character of a killing fly, it is only occasionally that it proves so. Like all the beetle flies, it forms a stumbling-block to anglers. Bainbridge does not consider the hazle-fly as the cow-lady; neither is it, he says, the Marlow-buzz; but he does not tell us what it is. On a reference to the entomology of angling, it will be seen that these discrepancies are attempted to be rectified there.

No. 47. *The Humble Bee (Aphis).*

*Wings.* — Of the cock blackbird. To lie flat.

*Body.* — Fore part dubbed thick with black glossy mohair, or fur: hinder part of a deep orange.

*Legs.* — Dress two-thirds of the body with a brown hackle. Hook, No. 3 or 4.

3830. *This forms, during the summer months*, a killing bait for chub: for trout it is more uncertain; but that it will take them, we have had many opportunities of witnessing. In deep pools, or under alders, willows, &c. where old roots and water worn banks have occasioned gentle eddies, chub are often found; and they usually occupy the more quiet parts of such situations where also trout frequently lie in ambush, not however in the direct still water, but a little removed in the line of the curling stream; and it is no uncommon circumstance for the angler when intending the capture of a chub, to raise a trout by means of this fly instead. It is therefore always well to be prepared with some varieties of this humble bee, but dressed on a No. 5. hook, as our southern trouts' mouths, thanks to poachers! are not often capacious enough to take in one dressed two or three sizes larger. This bee may likewise be represented by a hackle-fly dressing, and we have frequently seen it with its body dubbed as directed; and the dark red striped cock's hackle dressed over the whole palmer-like. It will kill trout very late in the evening of a hot summer day in sheltered deeps, and is perhaps then no less likely to prove successful as a trout fly than most others, particularly if it be ribbed with some very fine gold twist.

No. 48. *The large Blow or Flesh-fly (Musca carnaria).*

*Wings.* — Any transparent looking feather. To be dressed flat.

*Body.* — Dubbed with black bear's fur, and a very small portion of glossy purple mohair with it, and tied with silk of the same. Dress the body full, and pick out the dubbing to make it look rough.

*Legs.* — A very dark brown or black hackle, dressed two turns only behind the wings. Hook, No. 5 or 6.

3831. *There is another of the musca, or common flies*, still larger than the carnaria, and which is the (*M. grossa*). The wings of this large fly are tipped with orange at the base, and it may be imitated by a black harl for its body; the wings of a hen blackbird's feather, with a bright ginger hackle wound around nearly the whole of the body to serve for legs, as well as to add to the fulness of the body. Hook, No. 4 or 5.

No. 49. *The House-fly (M. Domestica).*

*Body.* — Black ostrich harl, dressed moderately thick and full.

*Wings and legs.* — A feather hackle-wise from a starling over the whole, dressed with brown silk, the legs and wings being both formed by its means. Hook, No. 7, 8, or 9.

3832. *The house-flies and the flesh-flies* every angler knows will kill coarse fish, and there are times when even trout and grayling; in the absence of aquatic insects, will readily take them. Even when the former are on the water, they will sometimes by a sort of capriciousness of appetite rise for these in preference to the usual favourites. This is particularly the case at all hours throughout gloomy days, and in the evenings after bright ones. Later in the evening in deep water the larger of these flies will often prove successful, while the smaller will kill when the water is fine and low; in cold blustering weather these varieties will often succeed also. For chub they are very killing, and to the amateur whipper for dace they offer by far the most tempting bait we know of, particularly for those numbered 36 and 48. Roach are likewise enticed by them, and in autumn, if to the tail of one be added a small gentle, the temptation to the roach proves irresistible.

No. 50. *The Blue Gnat (Culex pipiens).*

*Body.* — Bluish dun mohair, with a small dash of orange coloured floss silk mixed with it; or otherwise use all dun dubbing and whipped with orange silk.

*Wings and legs.* — Formed by dressing over the whole a minute dun hackle. Hook, No. 10.

3833. *The blue gnat* will be well received by both trout and grayling towards the latter end of this month, when the water is very fine and low. In the summer tours of the angler, if he be not a dresser himself, he should never go without these—the black gnat, the blue-blow, and the small house-fly, as he may expect summer droughts in the waters he visits. In August and September the blue gnat is more acceptable to grayling than it is to trout.

3834. *The midge (Culex pulicaris)* is a small variety of gnat, and if a dressed bait of the kind be attempted, it should be done with darker materials, and on a hook, No. 11 or 12, when it will prove an excellent killer, particularly of the grayling, on the Wye and Lug.

SUBJECT. 6. *Artificial Flies for July.*

3835. *All the palmer-hackles of last month* are proper for this also: the same may be said of moths likewise. The flies, Nos. 1. 4. 7. 19, 20. continue throughout; Nos. 26, 27, 28, 29. to the middle of the month only. The June flies, Nos. 35, 36, 38, 43, 44, 47, 48, 49, 50. continue through the whole of it.

Towards the end of the month the general hue of the duns begins to



exhibit somewhat of a change.

No. 51. Large black ant-fly.

No. 52. Large red ant-fly.

No. 53. Blue-blow.

No. 51. *Large Black Ant-fly (Formica).*

*Wings.* — A clear sky-blue feather from the seagull, pigeon, or tom-tit's tail, with a very fine glossy fibre.

*Body.* — Black ostrich harl, dressed thick at the thorax or chest, then very thin, and again thick behind (fig. 542.).

*Legs.* — A deep brown hackle carried round two turns only, close to the wings. Hook, No. 7 or 8.

No. 52. *Large Red Ant-fly (Formica).*

*Wings.* — A starling's or a snipe's wing.

*Body.* of amber coloured mohair, or copper coloured peacock's harl, dressed as the preceding.



88 *The ART of AGN LING,*

rious little creature: While in the state of a grub, he is greatly to be admired, the outside husk he lives in, being curiously wrought with gravel or sand: This fly does best at the clearing of the water; tho' I think him a fly worth the least notice of any in the catalogue, there being many sorts on at the same time far preferable to him: His wings are made of a feather taken from the body of a buff-coloured hen; the body is made of buff-coloured mohair, with a pale yellow hackle for the legs: The hook, No. 6.



*The FERN FLY.*

COMES about the middle of June, and continues till about the middle of July. He is a four-winged fly; his body very slender and of an orange colour; he is to be fished with at any time of the day, from sun-rise till sunset, being a very killing fly: His wings are made with a woodcock's feather, his body with orange-coloured silk: The hook, No. 5.

*The*

*And Compleat FLY-FISHING.* 89



*The RED SPINNERS.*

COME about the middle of June, and continue till the latter end of August; to be fished with only in the evenings after very hot days, from seven o'clock as long as you can see. There are two sorts of Spinners; the one is made with the grey feather of a drake, tinged with a copper-coloured gloss; his body with the red part of the squirrel's fur, ribbed with gold twist, and a fine red cock's hackle for the legs; with a long forked tail, made with the harles of a red hackle: The wings of the other Spinner is made with a feather out of the wing of a starling; the body of a dull red mohair, ribbed with gold twist, with a fine red cock's hackle over the body, the tail long and forked, and made as the former. These are both very killing flies, particularly upon rivers: The hook, No. 7 or 8, according to the water you fish in.

I 3

*The*



ss h ↔ sh  
 vv ↔ w  
 s ↔ f  
 y ↔ i  
 ss h ↔ ch  
 ll ↔ l

Wyclif ↔ wiclefvs  
 John ↔ Joannes  
 v ↔ u  
 english was not standardised

see pp 92 Story of English  
 86  
 72  
 82

BOWLER, CHARLES  
 and W.D. (1774)

# 68 The ART of ANGLING,

is a very pleasing amusement: The manner of the fishes taking them, which is by rising to the surface of the water, and sometimes out of it, gives the angler a very agreeable surprise, and the length of line greatly adds to the pleasure of tiring and killing them, after they are hooked.

I shall set down a catalogue of those flies that are most useful for every month in the year, in their proper seasons, that those who please, may make them, and such as desire not to become so compleat artists as to make their own flies, may nevertheless know, by the help of this manual, not only which are the best flies for their purpose, but how to bespeak them of others, to be not more deceived in the exactness of the flies than in the right use of them.

First I shall give you a catalogue more out of curiosity than use, of those flies that are not worth the angler's notice, and so proceed to them that are more useful.

## And Compleat FLY-FISHING.

A CATALOGUE of FLIES seldom found useful to fish with.

- |                     |                             |
|---------------------|-----------------------------|
| 1 THE Dun Fly.      | 11 Prime-dun Fly.           |
| 2 Ruddy Fly.        | 12 Black May palmer Worm.   |
| 3 Black Fly.        | 13 Camlet Fly.              |
| 4 Sandy-yellow Fly. | 14 Oak Fly.                 |
| 5 Moorish Fly.      | 15 Owl Fly.                 |
| 6 Twine Fly.        | 16 Brown Gnat.              |
| 7 Wasp Fly.         | 17 Green shining flesh Fly. |
| 8 Shell Fly.        | 18 Harry long Legs.         |
| 9 Dark Drake Fly.   | 19 Badger Fly.              |
| 10 Dark-brown Fly.  |                             |

The most useful FLIES throughout the Year and their proper Season.

- |                                       |                             |
|---------------------------------------|-----------------------------|
| 1 THE Red Fly.                        | 14 May Fly, or Green Drake. |
| 2 Blue-dun Fly.                       | 15 Grey Drake.              |
| 3 Brown Fly.                          | 16 Orl Fly.                 |
| 4 Cowdung Fly.                        | 17 Sky-coloured Blue        |
| 5 Stone Fly.                          | 18 Cadis Fly.               |
| 6 Grannam Fly.                        | 19 Fern Fly.                |
| 7 Spider, or Gravel Fly.              | 20 Red Spinner.             |
| 8 Black Gnat.                         | 21 Blue Gnat.               |
| 9 Black Caterpillar, or Hawthorn Fly. | 22 Large Red Ant.           |
| 10 Iron-blue Fly.                     | 23 Large Black Ant.         |
| 11 Sally Fly.                         | 24 Welshman's Button.       |
| 12 Canon, or Down-hill Fly.           | 25 Little Red Ant.          |
| 13 Shorn Fly.                         | 26 Little Black Ant.        |
|                                       | 27 Little Whirling Blue.    |
|                                       | 28 Little Pale Blue.        |
|                                       | 29 Willow Fly.              |



ICS-techsupport, 12:29 PM 10/16/2002 -0500, New ipage

X-Auth-No:

From: ICS-techsupport <ics-techsupport@ingrambo

To: ILS iPage Administrators

<ILSiPageAdministrators@exchange.ingrambo

Subject: New ipage features coming October 25!

Date: Wed, 16 Oct 2002 12:29:22 -0500

X-Mailer: Internet Mail Service (5.5.2653.19)

Attention ipage Administrator:

New ipage Features Coming Soon

ipage will be unavailable Thursday, October 24 starting  
a.m., you'll have great new features to use.

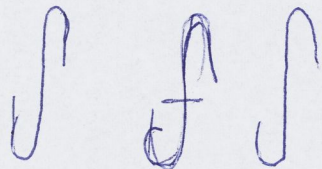
On Friday, October 25, you'll experience the following

Click an underlined feature below to see more details.



Sly Names (1780?)  
- before a certain  
Date s's + f's  
were interchangeable  
in the english  
language

Why?

Syl terms   
587 8301



88 *The ART of AGN LING,*

rious little creature: While in the state of a grub, he is greatly to be admired, the outside husk he lives in, being curiously wrought with gravel or sand: This fly does best at the clearing of the water; tho' I think him a fly worth the least notice of any in the catalogue, there being many sorts on at the same time far preferable to him: His wings are made of a feather taken from the body of a buff-coloured hen; the body is made of buff-coloured mohair, with a pale yellow hackle for the legs: The hook, No. 6.



*The FERN FLY.*

COMES about the middle of June, and continues till about the middle of July. He is a four-winged fly; his body very slender and of an orange colour; he is to be fished with at any time of the day, from sun-rise till sunset, being a very killing fly: His wings are made with a woodcock's feather, his body with orange-coloured silk: The hook, No. 5.

*The*

*And Compleat FLY-FISHING.* 89



*The RED SPINNERS.*

COME about the middle of June, and continue till the latter end of August; to be fished with only in the evenings after very hot days, from seven o'clock as long as you can see. There are two sorts of Spinners; the one is made with the grey feather of a drake, tinged with a copper-coloured gloss; his body with the red part of the squirrel's fur, ribbed with gold twist, and a fine red cock's hackle for the legs; with a long forked tail, made with the harles of a red hackle: The wings of the other Spinner is made with a feather out of the wing of a starling; the body of a dull red mohair, ribbed with gold twist, with a fine red cock's hackle over the body, the tail long and forked, and made as the former. These are both very killing flies, particularly upon rivers: The hook, No. 7 or 8, according to the water you fish in.

I 3

*The*



# ANGLING IN ALL ITS BRANCHES,

REDUCED TO A COMPLETE SCIENCE :

BEING THE RESULT OF MORE THAN FORTY YEARS REAL  
PRACTICE AND STRICT OBSERVATION THROUGHOUT THE  
KINGDOMS OF GREAT BRITAIN AND IRELAND.

IN THREE PARTS.

*First*, Describing (among other things) the Counties of England, Wales, and Scotland, in alphabetical order; the Rivers and other Waters which they contain; their rise, progress, and curiosities; together with those of Ireland; the Fish they produce, and the parts best adapted for Angling; interspersed with curious and entertaining incidents and practical remarks never before made public.

*Secondly*, A full description of the different kinds of Fish taken by Angling, &c. their natures, haunts, seasons, spawning-times, baits, biting-times; and how to angle for each; with many curious, useful, and pleasing observations.

*Thirdly*, A list of Artificial Flies (the completest collection ever yet known), which will take Fish in all Waters in each of the above Countries; the materials, and how to make each as described; the most skilful way of throwing the line, and of managing it when in the water; Night Fly-fishing; Natural Fly-fishing, &c.

The Whole forming a WORK of real UTILITY,  
Comprising objects too numerous to be detailed in a Title Page, and of a very different nature from those insignificant little Pamphlets hitherto published, which treat chiefly of angling in the Thames, the New River, and other Waters of equal consequence about London.

By SAMUEL TAYLOR, Gent.

LONDON:

Printed by A. Strahan, Printers Street,

FOR T. N. LONGMAN AND O. REES, PATERNOSTER-ROW.

1800.



are plentiful in warm days; but in cold ones there are very few, if any, on the water; in which case the former flies should be used.

No. 8. *The Spider-Fly*

Has no wings; the body, lead-coloured filk, a fine small black cock's hackle, and a feather of a woodcock from under the but-end of his wings. It is made thus: when you have got about a quarter of the way down in whipping on the hook, put in the points of the woodcock's feather, (having it properly prepared as before directed,) and fasten it with the filk, going on till you come nearly opposite the point of the hook; there, with your filk (which must be of a lead-colour, and not waxed) begin to form the body, leaving it pretty thick at the tail, and to go thinner upwards, like the ant: when you come near to where the feather is fastened, put in the point of the black hackle, and, lapping up your filk a little to be out of the way, take



take the black hackle, and lap it two or three times round close to where the other feather is tied in ; if any more fibres remain, strip them off and fasten with two laps, and, passing the first feather put in, lap your silk very thin up to nearly the top of the shank, and wax it ; then taking the woodcock's feather, work it round pretty thick up to where you fasten off, and so finish.—This fly is in season from about a week in April till a week or ten days in May, and is best as a dropper. They appear most in bright and warm days, when you may see them come out of beds of sand by the water ; but they disappear when the days become cold and stormy.

No. 9. *The Yellow Cadew, or May-Fly.*

The wings are a grey spotted feather of a mallard dyed yellow ; the body, a little fine ram's wool dyed the same colour as the wings, with a dark bittern's hackle for the legs ; two hairs from a fitch's tail for the fork ; and a bit of a brown feather  
of



AN ANGLER'S BASKET. T. E. Pritt. Simpkin, Marshall, Hamilton, Kent and Co., Stationers' Hall Court, (London), 1896.

I nearly forgot this book because I concentrated on the author's major book, the bible of the soft-hackled fly, "North Country Flies", which is, of course, also included in this history. But just before publication, I found it in my "fly" room, sitting in plain sight on my ex drug store cabinet, as though saying, "Take Me. Take Me."

In time, it followed "North Country Flies" by ten or so years. In its introduction, it was called a 'posthumous child', because Pritt had already died. The title, "Angler's Basket" supposedly means "emptied out of his basket."

At first, I doubted there would be anything in the book which might be useful in "Two Centuries," until I started looking at the index, where I found the headings, "Spring Flies", "Fly Dressing", and "On Artificial Flies," and here they are.

"SPRING FLIES. On an ordinary rough stream during the spring it will be sufficient for any angler to confine himself in a general way to six flies, and with these chosen six he may fish day in and day out, anywhere and at any time, wet or fair, big water or little, sunshine or cloud, hot or cold. Take no notice of what thickheads tell you on strange rivers "that they are no use there"; just keep on fishing, in places where fish are, and if you do not find trout rise at your flies you will understand their refusal is due to one or both of two very good reasons: first, because they do not want flies of any kind just then; second, because you are unconsciously play the part of a scarecrow. You cannot expect any reasonable fish to have much appetite when a man is in full view brandishing an enormous pole over their heads, which, for ought we know to the contrary, may seem to them as big as the mast of an old three-decker does to us. And remember that, from their point of vision, it is even possible, I was going to say probable, that things are topsy-turvy, and that all men appear to be wrong way up, and few of us can stand such a test as that without frightening somebody.

"I have made these flies up into two casts, and they are named in the order in which they should be on the gut, beginning from the tailfly. Some wiseacres will tell you the March-brown is out of place if the natural fly is not on the water. You may safely ignore that statement.

"First Cast.--1. March-brown, hook No.3, (12 -14), winged from a well-marked feather from the tail of a partridge, dubbed with a little hare's ear and yellow mohair mixed, the whole ribbed with a little yellow silk. This is an imitation of the natural male fly, the best feather being from a hen pheasant's quill; but the darker fly is usually, though not invariably, the better killer.

2. Snipe and yellow (snipe bloa of the north).



3. Woodcock, hackled with a well-marked feather from the outside of a woodcock's wing; body orange silk, dubbed sparsely with hare's ear.

"Second Cast.--1. Water-hen bloa, hackled with a feather from the inside of a water-hen's wing (if you can find one with a blue tinge take that for preference); body, yellow silk, dubbed with fur from a water rat.

2. Olive dun, winged from a starling's quill; body, greenish yellow silk, legs from a hen's neck, and stained to olive-yellow in onions.

3. Dark snipe, hackled with a well-mottled feather from the outside of a snipe's wing; body, purple silk."

And here is probably one of the best explanations of the success of the soft-hackled fly. "Most fly-dressers fail to make really good flies because they put too much stuff on the hook rather than too little. Many of them, and this applies especially to the producers of London flies, have no knowledge of the living insect of which they are presumed to be making something of an imitation. An exact imitation of a fly, as every old fly-fisher knows, is quite unnecessary...A hackled fly, as we dress it in the north, makes no attempt to imitate the shape of the winged insect; but if you will take a living fly and dip it under water you will find that, in all but the very strongly-winged flies, the shape goes irrevocably, though the colour and size remain, and it is to these two points that the fly-dresser's attention should be directed in dressing flies for all rapid streams."

I have made sure to tie the flies Pritt has suggested in his two casts, and you will find them photographed in the finished fly section of this book.

---30---



complete  
2 flies complete

SCOTTISH TROUT FLIES, W. H. LAWRIE, An Analysis and Compendium. Frederick Muller Limited, London, 1966.


The aim of fly fishermen in Scotland, according to Lawrie, in this book was "to simulate living insects - hatching flies, drowning flies, nymphs and larvae - in form, colour and size, and to do so in such a way that the representations would be readily submersible and swim well in the tumbling waters of fast-flowing rivers. It is the quality of submersibility which has governed trout - fly design in Scotland as far back as can be traced.

"Submersibility, together with what is known as 'good entry', established a general preference for fly-dressing materials that would readily absorb water and also spare applications of those materials in dressing a wet fly. Such is the explanation of the short, sparse hackles, the delicate wings, and the care with which both hackles and wings were given the correct 'set'. All these factors resulted in a trout fly sinking immediately it touched the water, swimming correctly and 'working' in a life-suggesting manner under water, and thereby proving an effective representation of a natural insect or insects.

"This quality of submersibility may well explain - partly at least - variations in wet-fly design in different parts of the country and even in the case of different rivers in the same area or district. If a bare fly-hook be taken, for example, the preferred length of body of a wet fly for making the Tweed, Clyde and the Tummel respectively may be clearly indicated."

Here, the author shows a standard hook shank with the various body lengths of three major river systems, the Tweed, Clyde and Tummel, indicated in the drawing. The Tweed hook is the longest, with the body of the fly ending at the beginning of the bend which would be average for American soft hackles; the Clyde is next near the middle of the hook and the Tummel is the shortest, barely one eighth of an inch away from the eye of the hook. There are two color plates in the book of typical Scottish wet flies and dry flies which are reproduced here because it is near impossible to describe them. Some patterns were also tied by the author and are included in the photo section of this book.

Not surprisingly, some of the fishing methods given in the book are just as unusual and 'scanty' as the tyings of the flies, and are illustrated with two black and white drawings included





here. The first is captioned, "The cast up-and-across on the Tweed." which apparently is the largest river fished by Scottish anglers, and the second, "Casting upstream on small and medium rivers." In both drawings the line and the fly or flies are not permitted to travel downstream below the line of the angler which means there is rarely any drag on the line or the fly or flies, and that there must be considerable more casting and movement of the angler fishing those rivers than we fish soft-hackled flies in American rivers today.

There are many soft-hackled fly patterns given in the book which the reader may like to try out in the various Scottish styles described and photographed in this book.

#### "TWEED FLIES--THOMAS TOD STODDART'S FLIES

Of all the Scottish rivers, The Tweed possesses a glory and glamour unmatched by any other. Its historical associations, its legends, its loveliness and its fishing blend into an appeal such as holds men thrall. Thomas Tod Stoddart seems to be the earliest Tweed fisherman to have set pen to paper by writing his *Art of Angling*, which was published in 1835."

Here are three of his patterns. Substitutes are required for feathers listed from song and domestic birds.

##### 1. The Professor

Wing: Brown Mallard wing - feather.

Body: Yellow floss silk, rather longish.

Hackle: Fine red or black hackle.

##### 2. Wing: Woodcock, snipe or lark feather.

Body: Light or dark hare's ear, as desired.

##### 3. Wing: Starling or fieldfare (Thrush).

Body: Mouse or water-rat (muskrat.)

#### JOHN YOUNGER'S TWEED FLIES, MARCH and APRIL

1. Wing: Woodcock wing feather, or, for variety, either a starling wing, a bunting, or a lark.

2. Body: Yellowish gray water-rat fur taken near the belly mixed with an equal proportion of yellow worsted wool or mohair or preferably dyed pig's wool if fine enough.



#### APRIL AND MAY

1. Wing: Transparent feather from the wing of the bunting or that of a full-grown cock sparrow.

Body: Blue water-rat fur mixed with equal proportion pale yellow, including to white wool, mohair or fine dyed pig's wool.

3. Hackle: Small body feather from, say, the grouse, of a lightish fine freckle striped on each side.

Body: Same as pattern 2.

#### MIDDLE TO END OF MAY

4. Wing: Cock sparrow wing-feather.

Body: Dark Gray hare's ear fur, tied with dark blue silk.

#### JUNE, JULY AND AUGUST

5. Wing: Cock sparrow wing-feather.

Body: Peacock herl.

#### AUTUMN

6. Wing: Hen Blackbird or water-coot's wing.

Body: Darkish brown or dusky fur.

#### BORDER FLIES

"In contrast with the old, general preference for winged wet flies for fishing a larger river such as the Tweed, the hackled fly has always been preferred for the effective fishing of the smaller Scottish Border waters. This preference is not one of mere idle fashion; it arises out of much practical experience. for ther lightly dressed hackled fly has long proved to be a consistently better killer of trout than the winged fly on such consistently better killer of trout than the winged fly on such waters, and nearly all of the old professional fishermen and skilled



fishers of Border streams, including W. C. Stewart, were of this opinion. for the fishing of smaller rivers today there is no question of the hackled fly's superiority. (Please note: W. C. Stewarts 'spiders' are included on page 00.)"

#### BORDER HACKLED FLIES

##### Waterhen Blae

Hackle: Spoon-shaped feather with glossy underside from inside of a water-hen wing, summer plumage.

Body: Yellow tying silk waxed with colourless wax and very lightly dubbed with the fur of a water-rat, or mole. (This is the famous Water-Hen Bloa of the North of England, used to imitate the nymphs of the Dark Olive and Iron Blue Dun. It is a very effective spring and autumn fly for all Border streams and rivers.

##### Blae Hen and Yellow

Hackle: Blue Hen.

Body: Yellow worsted teased and spun on yellow tying-silk. A very killing fly on most of the Border streams in spring and early summer. A paler yellow body is used on the Tweed.

##### Stank Hen Spider

Hackle: Same as that for Patterns No. 1.

Body: Yellow silk waxed with cobbler's wax.

##### Dark Partridge Spider

Hackle: Feather from the back of a partridge, mottled.

Body: Orange or yellow tying-silk.

A standard Border pattern representing nymphs and, probably, the february Red. A reliable fly all season, and particularly useful in the early part of the trouting season.

##### Grey Partridge Spider

Hackle: Grey feather from the back of the partridge.

Body: Yellow or pprimrose silk.

Useful for evening fishing in late April, May and June.



#### Golden Plover Spider

Hackle: Small gold-spangled feather from the Golden Plover.

Body: Yellow tying-silk, sometimes with gold tip. A killing fly on smaller waters in early summer.

#### Grouse Spider

Hackle: Small freckled feather from a hen grouse.

Body: Yellow or orange tying silk.

#### Waterhen and Red:

Hackle: As in the Waterhen Blae

Body: Orange or dark red tying-silk.

#### Black Spider:

Hackle: Soft black hen hackle.

Body: Orange or dark red tying silk.

#### Snipe Blae:

Hackle: Small feather from inside the wing of the snipe.

Body: Pale straw-coloured tying silk.

#### Snipe and Purple:

Hackle: Small feather from the outside marginal coverts of the wing of the snipe.

Body: Purple floss or tying silk.

A good old north-country pattern for Iron Blue Duns, especially in spring and again in summer.

#### CLYDE FLIES

The most unusual trout flies in the history of fly fishing are the Clyde flies, fished almost exclusively on only one river, the Clyde, in Scotland. A book, *THE ANGLER AND THE LOOP ROD*, by David Webster, 1885, and *CLYDE STYLE FLIES* are included in this history.

---30---