

INFORMATION FOR THE TOM I. CORN ALLOTMENT

1. Overlay A shows the proposed pastures and their size and carrying capacity. The proposed pastures are needed to make a total of five pastures which is the least number required to have a rest rotation grazing system. It is hoped that all pastures can be adequately watered with the use of pipelines from the present wells.
2. Overlay B shows the present pastures and their size and carrying capacity.
3. Overlay C shows the present waters and the number of livestock that can water at each one as well as the number of months they can water there, the dirt tanks can be expected to have water in them by the middle of July.
4. The various vegetation types are shown on the base map. Shown below is a key for these types. As a general rule tobosa and burrograss are the major grasses in the draws. Blue and black grama and fluff grass are the major grasses on the hillsides and shallow soils.

- .11 Bouteloua species - Muhlenbergia torreyi - Tridens pulchellus
- .15 Bouteloua hirsuta - Bouteloua gracilis - Bouteloua species
- .18 Bouteloua gracilis - Bouteloua eripoda - Tridens pulchellus
- .19 Hilaria mutica - Scleropogon brevifolius
- .22 Hilaria mutica - Scleropogon brevifolius

5. The number and kinds of livestock on the allotment are listed below.

✓ 100 cows
✓ 6 bulls
10 replacement heifers
700 ewes
25 bucks
40 replacement ewes

6. Tom now has two classes of sheep and would like to develop a third class. Ideally he would never want to mix these classes of sheep, but possibly with a special marking system they could be mixed from July 1 to November 15.

7. The bucks are in with the ewes from November 15 to March 15.
- ✓ 8. The bulls are in with the cows from May 1 to September 30.
9. Bucks and bulls can be grazed in the same pasture.
10. Bucks can be grazed with the cows and bulls can be grazed with the ewes.
11. The sheep are sheared about March 15.
12. Approximately 95% of the lambs are born from April 15 to April 30.
13. The lambs are marked about June 1.
- ✓ 14. The calves are born from February 1 to June 30.
- ✓ 15. The calves are branded about July 15.
16. The lambs and calves are both shipped about October 15.
17. Heifers are bred when they are two so that they will have their first calves when they are three. They must be kept away from the bulls from October the year they^{are} born until May when they are two.
18. Ewes are bred when they are yearlings so they will have their first lambs when they are two year olds. They must be kept away from the bucks from November the year they are born until November when they are yearlings.
19. The average yearly precipitation is about 10 inches. Seventy per cent of the moisture falls from April to the end of October. It usually comes in thunderstorms of short duration. Very little moisture comes as a result of snow in the winter months.

Tom can think of nothing else that would effect a grazing system.

Tom Corn Allot. Roswell New Mexico

Form 4112-2
(April 1967)

UNITED STATES
DEPARTMENT OF THE INTERIOR
BUREAU OF LAND MANAGEMENT

District

Roswell NM-6

COMPOSITION, VALUE, USE, AND DEVELOPMENT
OF
PLANT SPECIES BY VEGETATIVE TYPES

Date

5-27-68

Allotment or Management Unit <i>Roswell NM-6</i>	Vegetative Code Pasture No. <i>4</i>	Number of Acres <i>4244</i>
---	---	--------------------------------

GRAZING CAPACITY (AUMS)

Potential (by management and artificial rehab.)	PRESENT AUMS	
	LIVESTOCK	WILDLIFE
	888	






























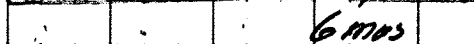







































SPECIES	COMPO- SITION	FORAGE VALUE* (check one)				UTILIZA- TION AVG. PER- CENT	DEVELOPMENT STAGES					
							DATE					
							START GROWTH	FLOWERING	PEAK OF FLOWERING	SEED RIPE	SEED DIS- SEMINATE	REGROWTH**
							PER- CENT	EX	GD	FR	PR	
Grasses					DEN.							
Boer	5		X			2	7-15	8-15	9-1	<i>Sept</i>	<i>Oct.</i>	8-15
Mim <i>mutica</i>	40			X		8	7-15	8-1	8-15	9-1	9-15	8-15
Spai	10			X		2	7-15	8-15	9-1	9-15	10-1	8-15
Schr	10				X	1						
Boer	10				X	1						
Others	10					1						
Forbs												
Misc.	10					1						
Shrubs												
Prju	S T T					4						
Tape												
Gusa												
	100					20						

*Same as for
Tom
Corn.*

* Forage value based on preference of livestock or game Ex = Excellent Gd = Good Fr = Fair Pr = Poor
** How late in spring species can be grazed and still produce grazeable leaves, twigs, or seed-producing flower stalks

Roswell Dist.

Tom I Corn Allotment New Mexico

	June	July	Aug	Sept	Oct	Nov	Dec	Jan	Febr	Mar	Apr	May
	Cattle											
												
												
												
												
												
												
												
												
												
												
												
												
												
												
												
												
												
												
												
												
												
												
												
												
												
												
												
												
												
												
												
												
												
												
												
												
												
												
												
												
												
												
												
												
												
												
												
												
												
												
												
												
												
												
												
												
												
												
												
												
												
												
												
												
												
												
												
												
												

New Calves

Calves ship →

New Calves

← Branded 7 mos old

SR

Rest

Sheep

Graze at first if need

Mark →

Lambs

ship → ←

No lambs

→ NL

6 mos old

↑ shear

////// = Bulls, bucks

Grazing Capacity

Tom I Corn Allotment Roswell New Mexico

Estimated pasture capacity

Pasture	AUMs
1 North	1796
2 SW	1020
3 SE	900
Total	3716

Proposed Stocking

1623
2088
3711

Animal requirements

Cattle

	No	AU rating	AUMs 12 mos	AUMs per mo	Season Mes	AUMs
Cows	100	1.0	1700	100	12	1700
Bulls	6	1.0	72	6	5	30
Replacement heifers	10	1.0	120	10	12	120
Calves	100	.33	400	33	7	231
Bucks						40
Total						1621

Sheep

	No	AU rating	AUMs 12 mos	AUMs per mo	Season Mes	AUMs
Bulls						42
Ewes	700	0.2	1680	140		1680
Bucks	75	0.2	60	5	4	20
Replacement ewes	40	0.2	96	8		96
Lambs	700	0.06	504	42	6	252
Total						2092

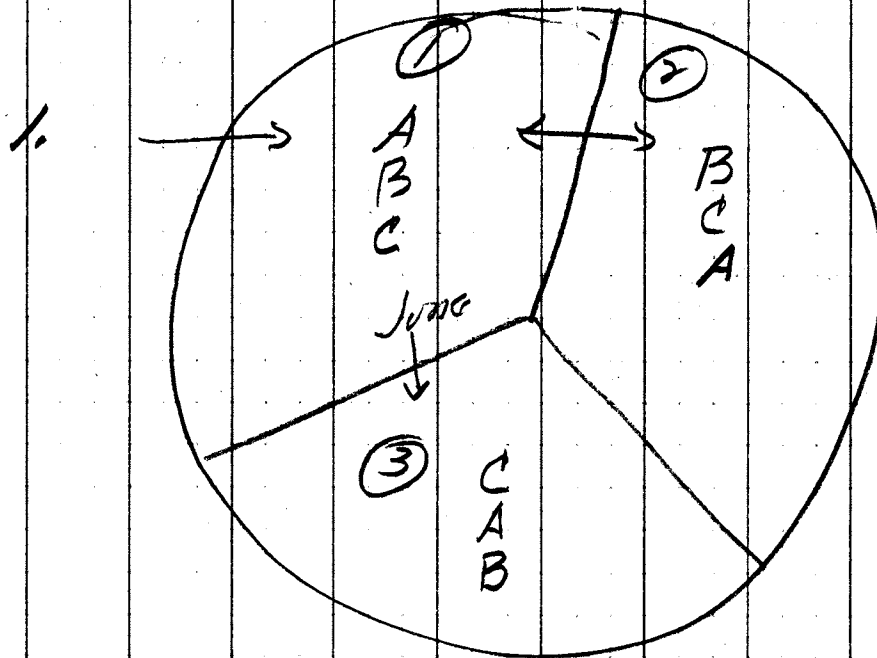
Total demand

1673	→
2088	→
3711	→ Check

Cows	1700
Bulls	72
Replace.	120
calves	231
Total	1623

Ewes	1680
Bucks	60
Replace	96
Lambs	252
Total	2088

3713

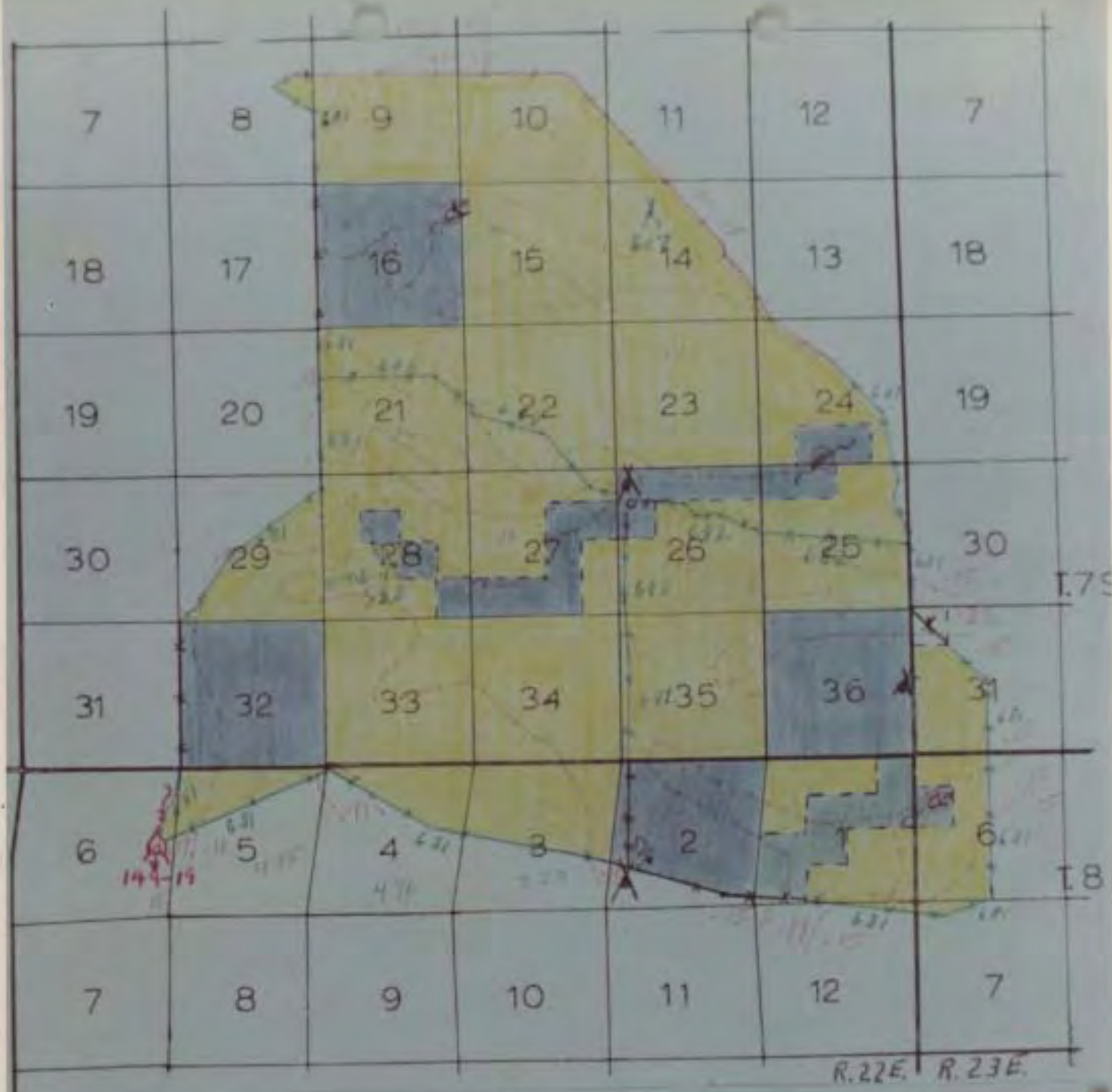


1969
1970

Phase 1 then 2
a) Open 3 on June 1 push livestock into 3
start of new growth
b) Open 1 after seed ripe

1971

Proceed a) open 2 etc then b (open) 3



LAND STATUS LEGEND

- Vacant Land
- Patented Land
- State Land
- Uncontrolled Land
- Class I Base Water
- Class II " "

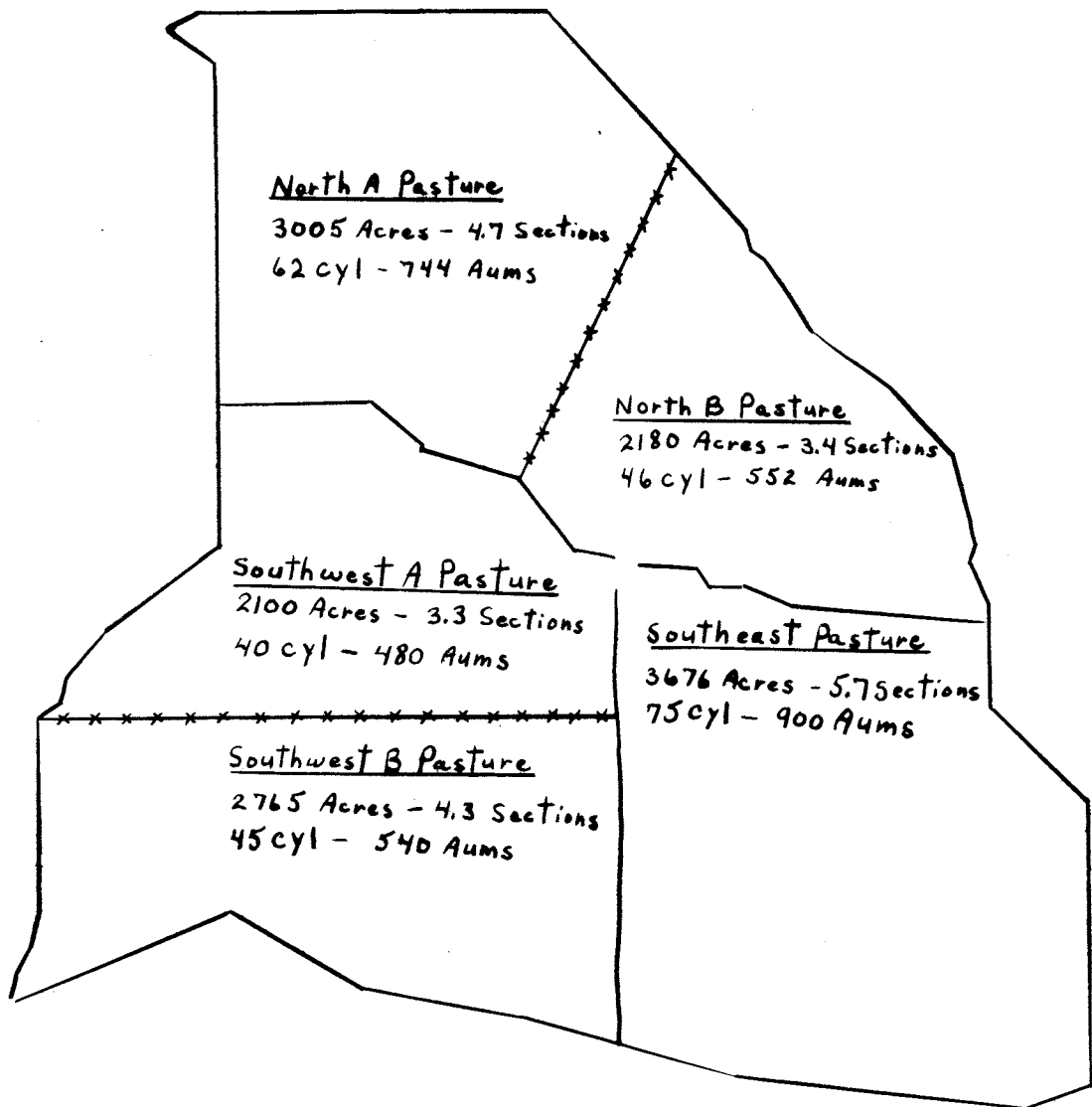
Vacant Land
 Patented Land
 State Land
Uncontrolled Land
Class I Base Water
Class II " "

OFFICIAL ALLOTMENT MAP

(Allotment name) _____

Issued by: _____

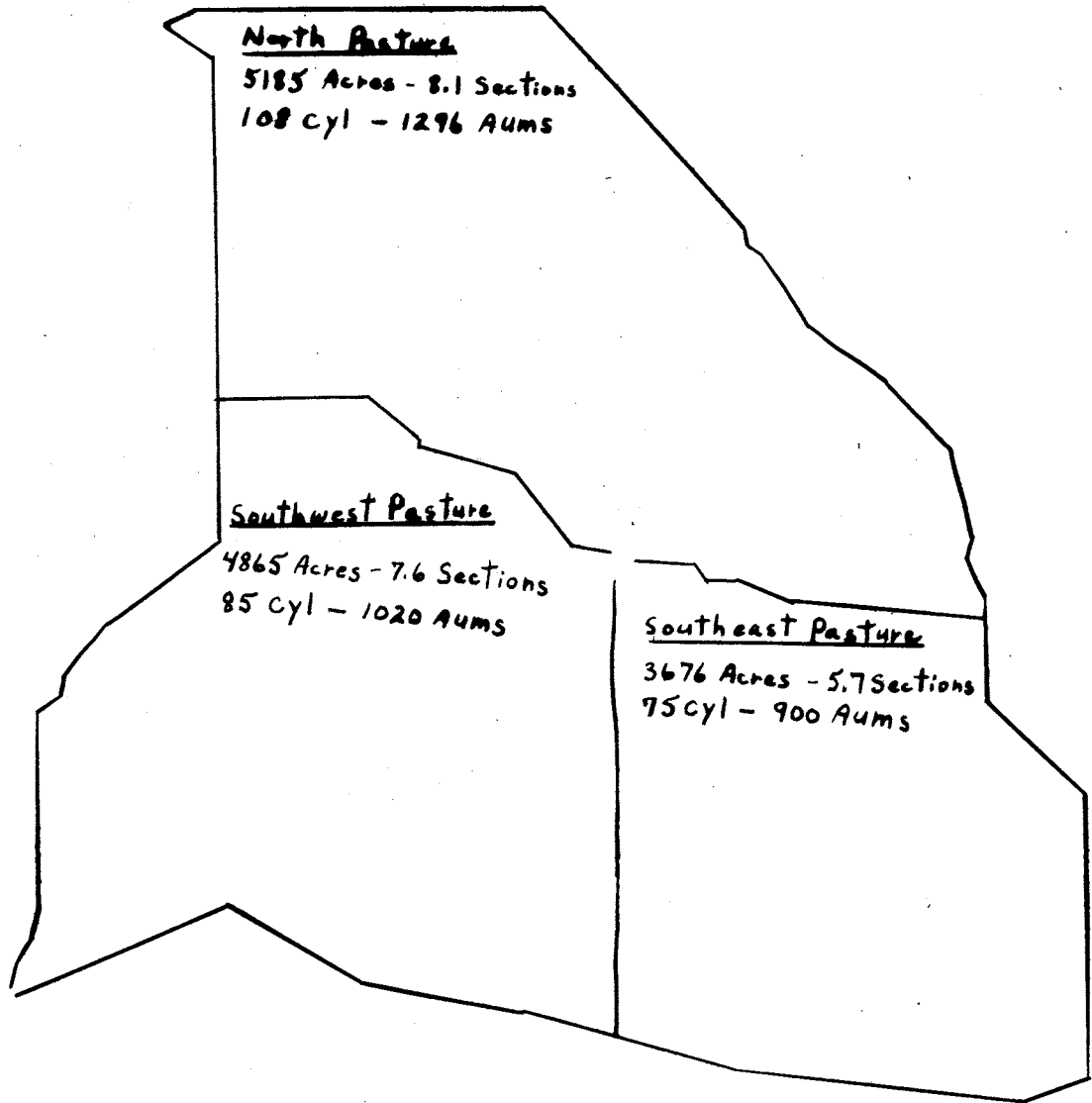
Date: _____ Title: _____



Proposed Pastures

Tom I. Corn

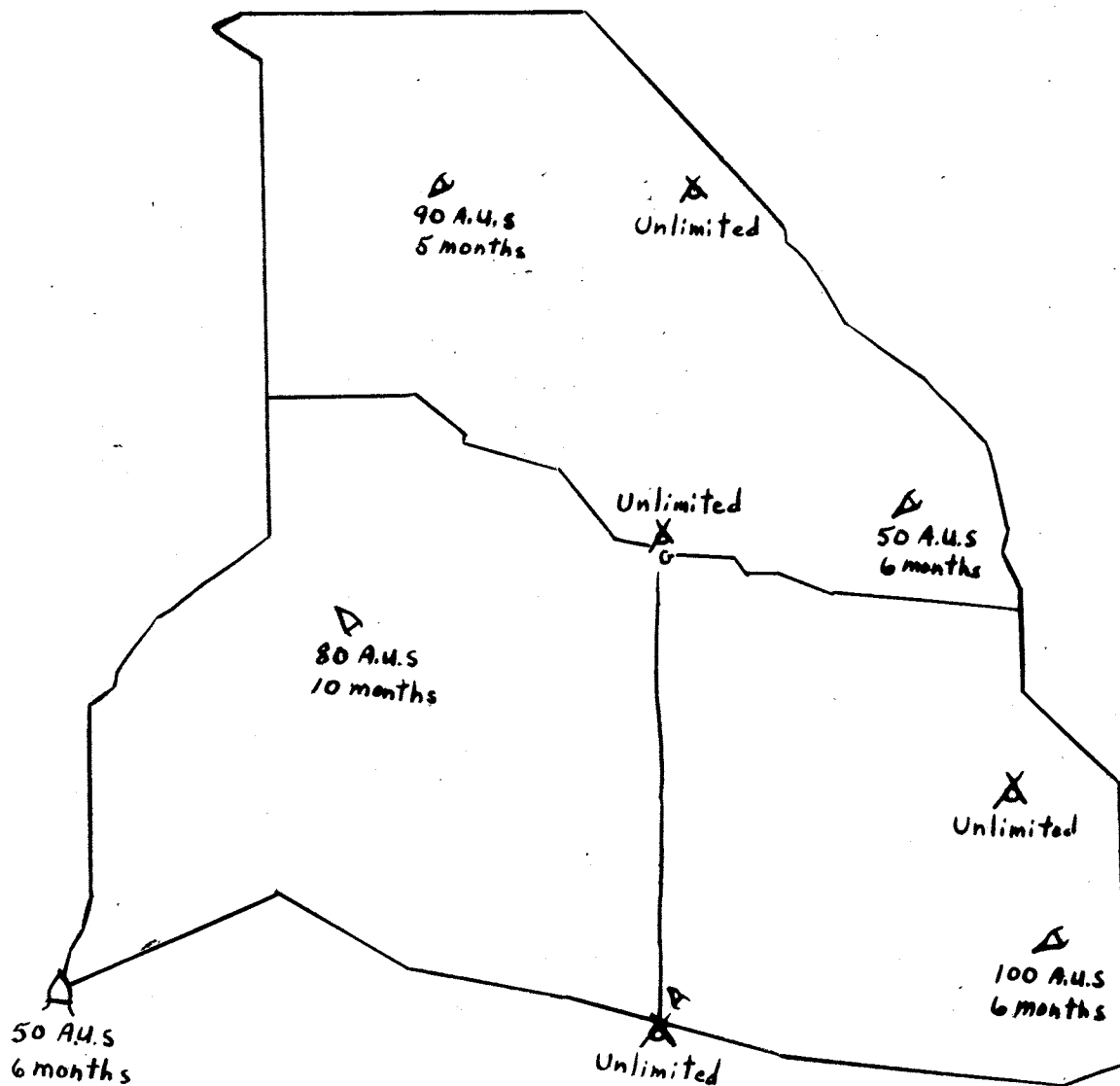
A



Present Pastures

Tom I. Corn

B



Present Waters

Tom I. Corn

C